

TECHNICAL MANUAL

**ORGANIZATIONAL MAINTENANCE  
REPAIR PARTS and SPECIAL TOOLS LIST**

**PUMP, CENTRIFUGAL, SELF-PRIMING,  
GASOLINE ENGINE DRIVEN; 6-INCH,  
1500 GPM CAPACITY AT 60 FOOT HEAD  
(PEABODY BARNES, INC.  
MODEL US90CCG-1)  
NSN 4320-00-490-1859**

Approved for public release; Distribution is unlimited.

\*This manual supersedes TM 5-4320-234-20P, 24 March 1976, including all changes.

---

**HEADQUARTERS, DEPARTMENT OF THE ARMY  
10 MAY 1990**

TECHNICAL MANUAL

No.5-4320-234-20P

HEADQUARTERS  
DEPARTMENT OF THE ARMY  
WASHINGTON D.C., 10 May 1990

Organizational Maintenance  
Repair Parts and Special Tools List  
for  
PUMP, CENTRIFUGAL, SELF-PRIMING, GASOLINE ENGINE DRIVEN;  
6-INCH, 1500 GPM CAPACITY AT 60 FOOT HEAD  
(PEABODY BARNES, INC. MODEL US90CCG-1)  
NSN 4320-00-490-1859  
Approved for public release; Distribution is unlimited.  
Current as of 6 December 1989

---

**REPORTING ERRORS AND RECOMMENDING IMPROVEMENTS**

You can help improve his manual. If you find any mistake or if you know of a way to improve the procedures, please let us know. Mail your letter, DA Form 2028 (Recommended Changes to Publications and Blank Forms), or DA Form 2028-2 located in the back of this manual direct to: Commander. U.S. Army Troop Support Command, ATTN: AMSTR-MCTS, 4300 Goodfellow Boulevard, St. Louis, MO 63120-1798. A reply will be furnished directly to you.

---

**TABLE OF CONTENTS**

	Page	Illust/ Figure
Section I. Introduction .....	1	
Section II. Repair Parts List		
Group 01. Engine		
Engine Assembly .....	1-1	1
Engine Mounting Parts (Not Applicable)		
Cylinder Block and Flywheel Housing (Not Applicable)		
Gear Cover and Front End Plate (Not Applicable)		
Cylinder Head ( Not Applicable)		
Crankshaft (Not Applicable)		
Flywheel Assembly (Not Applicable)		
Pistons and Connecting Rods (Not Applicable)		
Valves, Camshaft, and Timing System .....	9-1	9
Oil Filter and Connections .....	10-1	10
Oil Filter and Mounting Parts .....	11-1	11
Oil Pan and Filler Blocks .....	12-1	12
Oil Pump and Mounting Parts (Not Applicable)		
Oil Filler, Oil Gage Rod, and Oil Pressure Relief Valve .....	14-1	14
Intake and Exhaust Manifolds and Emission Controls .....	15-1	15

\*This manual supersedes TM 5-4320-234-20P, 24 March 1976, including all changes.

	Page	Illust\ Figure
Group 02.	Fuel System	
	Carburetor and Mounting Parts.....	16-1 16
	Fuel Pump and Mounting Parts .....	17-1 17
	Air Cleaner and Connections .....	18-1 18
	Fuel Tank, Lines, and Fittings.....	19-1 19
	Governor and Controls .....	20-1 20
	Fuel Filter Assembly.....	21-1 21
	Throttle and Choke Controls.....	22-1 22
Group 03.	Exhaust System.....	23-1 23
Group 04.	Cooling System	
	Radiator Hoses, Lines, and Fittings .....	24-1 24
	Radiator and Mounting Parts .....	25-1 25
	Cowling, Deflector, and Shrouds.....	26-1 26
	Thermostat and Outlet Elbow .....	27-1 27
	Water Pump Assembly .....	28-1 28
	Fan Assembly .....	29-1 29
Group 05.	Electrical System	
	Alternator and Mounting Parts .....	30-1 30
	Alternator Assembly .....	31-1 31
	Voltage Regulator, Polarity Protector, And Mounting Parts .....	32-1 32
	Starting Motor Assembly .....	33-1 33
	Ignition Components .....	34-1 34
	Magneto Assembly.....	35-1 35
	Engine Overspeed Governor and Adapter .....	36-1 36
	Engine Safety Switches.....	37-1 37
	Control Panel Engine Controls and Instruments.....	38-1 38
	Lights and Wiring Harness.....	39-1 39
	Batteries, Battery Box, and Cables.....	40-1 40
Group 06.	Axle	
	Axle and Suspension System (Not Applicable)	
Group 07.	Wheels	
	Wheel and Hub .....	42-1 42
	Tire and Tube.....	43-1 43
Group 08.	Frame	
	Chassis Frame Assembly .....	44-1 44
	Towing Attachment.....	45-1 45
Group 09.	Body, Cab, Hood, and Hull	
	Tool Box.....	46-1 46
Group 10.	Accessory Items	
	Reflectors.....	47-1 47
	Data Plates (Not Applicable)	
Group 11.	Gages, Non-Electrical	
	Tachometer-Hour meter and Adapter .....	49-1 49
	Pressure and Vacuum Gages, Lines, and Fittings.....	50-1 50

		Page	Illust/ Figure
Group 12.	Pump		
	Centrifugal Pump Assembly and Mounting Parts.....	51-1	51
	Pump Body Assembly and Volute .....	52-1	52
	Flexible Coupling Assembly (Not Applicable )		
	Impeller and Seals (Not Applicable)		
	Bearing Housing Assembly ( Not Applicable )		
	Suction and Discharge Assemblies .....	56-1	56
Section III.	Special Tools List (not applicable)		
Section IV.	Cross Reference Indexes		
	National Stock Number Index .....	I-1	
	Part Number Index.....	I-3	
	Figure and Item Number Index .....	I-14	

ORGANIZATIONAL MAINTENANCE  
REPAIR PARTS AND SPECIAL TOOLS LIST

SECTION I. INTRODUCTION

**1. SCOPE.** This RPSTL lists and authorizes spares and repair parts; special tools; special test, measurement, and diagnostic equipment (TMDE); and other special support equipment required for performance of organizational maintenance of the Pumping Assembly. It authorizes the requisitioning, issue, and disposition of spares, repair parts and special tools as indicated by the source, maintenance and recoverability (SMR) codes.

**2. GENERAL.** In addition to this section, Introduction, this Repair Parts and Special Tools List is divided into the following sections:

**a. Section II. Repair Parts List.** A list of spares and repair parts authorized by this RPSTL for use in the performance of maintenance. The list also includes parts which must be removed for replacement of the authorized parts. Parts lists are composed of functional groups in ascending alphanumeric sequence, with the parts in each group listed in ascending figure and item number sequence. Bulk materials are listed in item name sequence. Repair parts kits are listed separately in their own functional group within Section II. Repair parts for repairable special tools are also listed in this section. Items listed are shown on the associated illustration(s)/figure(s).

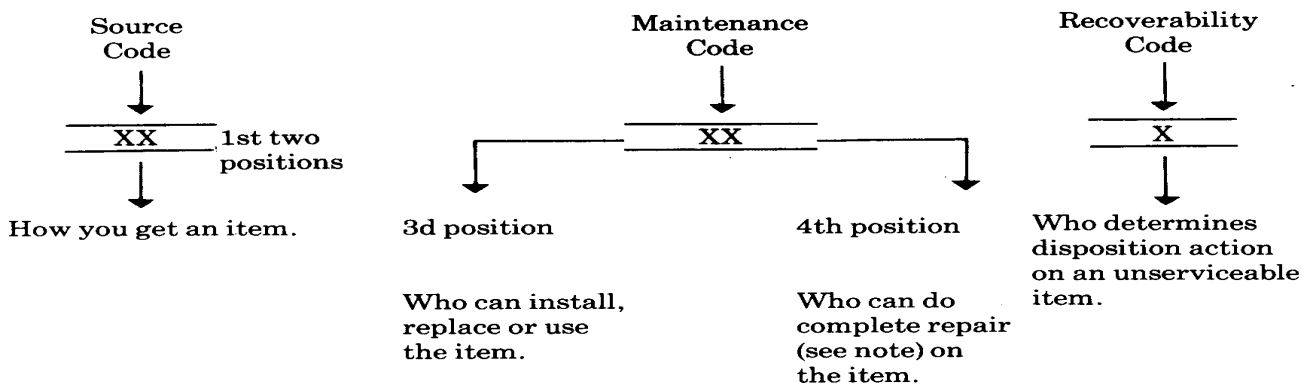
**b. Section III. Special Tools List.** A list of special tools, special TMDE, and other special support equipment authorized by this RPSTL (as indicated by Basis of Issue (BOI) information in DESCRIPTION AND USABLE ON CODE column) for the performance of maintenance.

**c. Section IV. Cross-references Indexes.** A list, in National Item Identification Number (NIIN) sequence, of all National stock numbered items appearing in the listing, followed by a list in alphanumeric sequence of all part numbers appearing in the listings. National stock numbers and part numbers are cross referenced to each illustration figure and item number appearance. The figure and item number index lists figure and item number in alphanumeric sequence and cross references NSN, FSCM and part number.

**3. EXPLANATION OF COLUMNS (SECTIONS II AND III).**

**a. ITEM NO. (Column (1)).** Indicates the number used to identify items called out in the illustration.

**b. SMR Code (Column (2)).** The Source, Maintenance, and Recoverability (SMR) code is a position code containing supply/requisitioning information, maintenance category authorization criteria, and disposition instruction, as shown in the following breakout:



**NOTE**

\*Complete Repair: Maintenance capacity, capability, and authority to perform all corrective maintenance tasks of the "Repair" function in a use/user environment in order to restore serviceability to a failed item.

**(1) Source Code.** The source code tells you how to get an item needed for maintenance, repair, or overhaul of an end item/equipment. Explanations of source codes follows:

Code

PA
PB
PC**
PD
PE
PF
PG

Explanation

Stocked items; use the applicable NSN to request/requisition items with these source codes. They are authorized to the category indicated by the code entered in the ad position of the SMR code.

\*\*NOTE: Items coded PC are subject to deterioration.

KD
KF
KB

Items with these codes are not to be requested/requisitioned Individually. They are part of a kit which is authorized to the maintenance category indicated in the 3d position of the SMR code. The complete kit must be requisitioned and applied.

MO-	(Made at org. AVUM Level)
MF-	(Made at DS/AVUM Level)
MH-	(Made at GS Level)
ML-	(Made at Specialized Repair Activity (SRA))
MD-	(Made at Depot)

Explanation

Items with these codes are not to be requested/requisitioned Individually. They must be made from bulk material which is Identified by the part number in the DESCRIPTION and US group of the repair parts list in this RPSTL. If the item is authorized to you by the 3d position code of the SMR code but the source code indicates it is made at a higher level, order the item from the higher level of maintenance.

	Explanation
AO-	(Assembled by org/AVUM Level)
AF-	(Assembled by DS/AVIM Level)
AH-	(Assembled by GS Category)
AL-	(Assembled by SRA)
AD-	(Assembled by Depot)

Items with these codes are not to be requested/requisitioned individually. The parts that make up the assembled item must be requisitioned or fabricated and assembled at the level of maintenance indicated by the source code. If the 3d position code of the SMR code authorizes you to replace the item, but the source code indicates the items are assembled at a higher level, order the item from the higher level of maintenance.

Code	Explanation
XA --	Do not requisition "XA" -coded item. Order its next higher assembly. (Also, refer to the NOTE below.)
XB --	If an "XB" item is not available from salvage, order it using the FSCM and part number given.
XC --	Installation drawing, diagram, instruction sheet, field service drawing, that is identified by manufacturer's part number.
XD --	Item is not stocked. Order an "XD"--coded item through normal supply channels using the FSCM and part number given, if no NSN is available.

NOTE

Cannibalization or controlled exchange, when authorized, may be used as a source of supply for items with the above source codes, except for those source coded "XA" or those aircraft support items restricted by requirements of AR 750-1.

- (2) **Maintenance Code.** Maintenance codes tells you the level(s) of maintenance authorized to USE and REPAIR support items. The maintenance codes are entered in the third and fourth positions of the SMR code as follows:
- (a) The maintenance code entered in the third position tells you the lowest maintenance level authorized to remove, replace, and use an item. The maintenance code entered in the third position will indicate authorization to one of the following levels of maintenance.

Code	Application/Explanation
C--	Crew or operator maintenance done within organizational or aviation unit maintenance.
O--	Organizational or aviation unit category can remove, replace, and use the item.

F--Direct support or aviation intermediate level can remove, replace, and use the item.

H--General support level can remove, replace, and use the item.

L--Specialized repair activity can remove, replace; and use the item.

D--Depot level can remove, replace, and use the item.

- (b) The maintenance code entered in the fourth position tells whether or not the item is to be repaired and identifies the lowest maintenance level with the capability to do complete repair (i.e., perform all authorized repair functions.) NOTE: Some limited repair may be done on the item at a lower level of maintenance, if authorized by the Maintenance Allocation Chart (MAC) and SMR codes. This position will contain one of the following maintenance codes.

Code	Application/Explanation
------	-------------------------

0--Organizational or (aviation unit) is the lowest level that can do complete repair of the item.

F--Direct support or aviation intermediate is the lowest level that can do complete repair of the item.

H--General Support is the lowest level that can do complete repair of the item.

L--Specialized repair activity is the lowest level that can do complete repair of the item.

D--Depot is the lowest level that can do complete repair of the item.

Z--Nonreparable. No repair is authorized.

B--No repair is authorized. (No parts or special tools are authorized-for the maintenance of a "B" coded item). However, the item may be reconditioned by adjusting, lubricating, etc., at the user level.

- (3) Recoverability Code.** Recoverability codes are assigned to items to indicate the disposition action on unserviceable items. The: recoverability code is entered in the fifth position of the SMR Code as follows:

Recoverability Codes	Application/Explanation
-------------------------	-------------------------

Z--Nonreparable item. When unserviceable, condemn and dispose of the item at the level of maintenance shown in ad position of SMR Code.



Recoverability -  
Codes

Application/Explanation

0--Reparable item. When uneconomically repairable, condemn and dispose of the item at organizational or aviation-unit level

F--Reparable item. When uneconomically repairable, condemn and dispose of the item at the direct support or aviation intermediate level

H--Reparable item. When uneconomically repairable, condemn and dispose of the item at the general support level.

D--Reparable item. When beyond lower level repair capability, return to depot. Condemnation and disposal of item not authorized below depot level.

L--Reparable item. Condemnation and disposal not authorized below specialized repair activity (SRA).

A--Item requires special handling or condemnation procedures because of specific reasons (e.g., precious metal content, high dollar value, critical material, or hazardous material). Refer to appropriate manuals/directives for specific instructions.

**c. FSCM (Column (3)).** The Federal Supply Code for Manufacturer (FSCM) is a 5-digit numeric code which is used to identify the manufacturer, distributor, or Government agency, etc., that supplies the item.

**d. PART NUMBER (Column (4)).** Indicates the primary number used by the manufacturer, (individual, company, firm, corporation, or Government activity), which controls the design and characteristics of the item by means of its engineering drawings, specifications standards, and inspection requirements to identify an item or range of items.

NOTE

When you use an NSN to requisition an item, the item you receive may have a different part number from the part ordered.

**e. DESCRIPTION AND USABLE ON CODE (UOC) (Column (5)).** This column includes the following information:

- (1) The Federal item name and, when required, a minimum description to identify the item.
- (2) The physical security classification of the item is indicated by the parenthetical entry, e.g., Phy Sec CI - Confidential, Phy Sec CI (S) - Secret, Phy Sec CI (T) - Top Secret.
- (3) Items that are included in kits and sets are listed below the name of the kit or set.
- (4) Spare/repair parts that make up an assembled item are listed immediately following the assembled item line entry.
- (5) Part numbers for bulk materials are referenced in this column in the line item entry for the item to be manufactured/fabricated.
- (6) When the item is not used with all serial numbers of the same model, the effective serial numbers are shown on the last line(s) of the description (before UOC).

- (7) The usable on code, when applicable (see paragraph 5, Special Information).
- (8) In the Special Tools List section, the basis of issue (BOI) appears as the last line(s) in the entry for each special tool, special TMDE and other special support equipment. When density of equipments supported exceeds density spread indicated in the basis of issue, the total authorization is increased proportionately.
- (9) The statement "END OF FIGURE" appears just below the last item description in Column 5 for a given figure in both Section II and Section III .
- (10) The indenture, shown as dots appearing before the repair part, indicates that the item is a repair part of the next higher assembly.

**f. QTY (Column:(6)).** The QTY (quantity per figure column) indicates the quantity of the item used in the breakout shown on the illustration figure, which is prepared for a functional group, subfunctional group, or an assembly. A "V" appearing in this column in lieu of a quantity indicates that the quantity is variable and may vary from application to application.

**4. EXPLANATION OF COLUMNS (SECTION IV).**

**a. NATIONAL STOCK NUMBER (NSN) INDEX.**

**(1) STOCK NUMBER column.** This column lists the NSN by National item identification number

(NIIN) sequence. The NIIN consists of the last nine digits of the  
 NSN  
 NSN, i.e. (5305-01-574-1467)  
 NIIN

When using this column to locate an item, ignore the first 4 digits of the NSN. However, the complete NSN should be used when ordering items by stock number.

**(2) FIG. column.** This column lists the number of the figure where the item is identified/located. The figures are in numerical order in Section II and Section III .

**(3) ITEM column.** The item number: identifies the item associated with the figure listed in the adjacent FIG. column. This item is also identified by the NSN listed on the same line.

**b. PART NUMBER INDEX.** Part numbers in this index are listed by part number in ascending alphanumeric sequence (i e., vertical arrangement of letter and number combination which places the first letter or digit of each group in order A through Z, followed by the numbers 0 through 9 and each following letter or digit in like order).

**(1) FSCM column.** The Federal Supply Code for Manufacturer (FSCM) is a 5-digit numeric code used to identify the manufacturer, distributor, or Government agency, etc., that supplies the item.

**(2) PART NUMBER column.** Indicates the primary number used by the manufacturer (individual firm, corporation, or Government activity), which controls the design and characteristics of the item by means of its engineering drawings, specifications standards, and inspection requirements to identify an item or range of items.

**(3) STOCK NUMBER column.** This column lists the NSN for the associated part: number and manufacturer identified in the PART NUMBER and FSCM columns to the left.

- (4) **FIG. column.** This column lists the number of the figure where the item is identified/located in Sections II and III .
- (5) **ITEM column.** The item number is that number assigned to the item as it appears in the figure referenced in adjacent figure number column.

**c. FIGURE AND ITEM NUMBER INDEX.**

- (1) **FIG. column.** This column lists the number of the figure where the item is identified/located in Section II and III .
- (2) **ITEM column.** The item number is that number assigned to the item as it appears in the figure referenced in the adjacent figure number column.
- (3) **STOCK NUMBER column.** This column lists the NSN for the item.
- (4) **FSCM column.** The Federal Supply Code for Manufacturer (FSCM) is a 5-digit numeric code used to identify the manufacturer, distributor, or Government agency, etc., that supplies the item.
- (5) **PART NUMBER column.** Indicates the primary number used by the manufacturer (individual, firm, corporation, or Government activity), which controls the design and characteristics of the item by means of its engineering drawings, specifications standards, and inspection requirements to identify an item or range of items.

**5. SPECIAL INFORMATION.**

- a. **USABLE ON CODE.** The usable on code appears in the lower left corner of the Description column heading. Usable on codes are shown as "UOC: ..... " in the Description Column (justified left) on the last line applicable item description/nomenclature. Uncoded items are applicable to all models.
- b. **ASSOCIATED PUBLICATIONS.** The publications listed below pertains to the Pumping Assembly (Model US90CCG-1) and its components.

Publication	Short Title
LO 5-4320-234-12	Pump, Centrifugal, Self-Priming
TM 5-4320-234-12	Pump, Centrifugal, Self-Priming
TM 5-4320-234-34	Pump, Centrifugal, Self-Priming
TM 5-4320-234-34P	Pump, Centrifugal, Self-Priming

- c. **TM CLARIFICATION.** The illustrations in this manual are identical to those published in TM 5 4320-234-34P. Only those parts assigned the third position SMR maintenance code "C" or "O" are listed in the tabular listing; therefore, there may be a break in the item number sequence. Only illustrations containing organizational authorized items appear in this manual.

**6. HOW TO LOCATE REPAIR PARTS.**

**a. When National Stock Number or Part Number Is NOT known.**

- (1) **First.** Using the table of contents, determine the assembly group or subassembly group to which the item belongs. This is necessary since figures are prepared for assembly groups and subassembly groups, and listings are divided into the same groups.

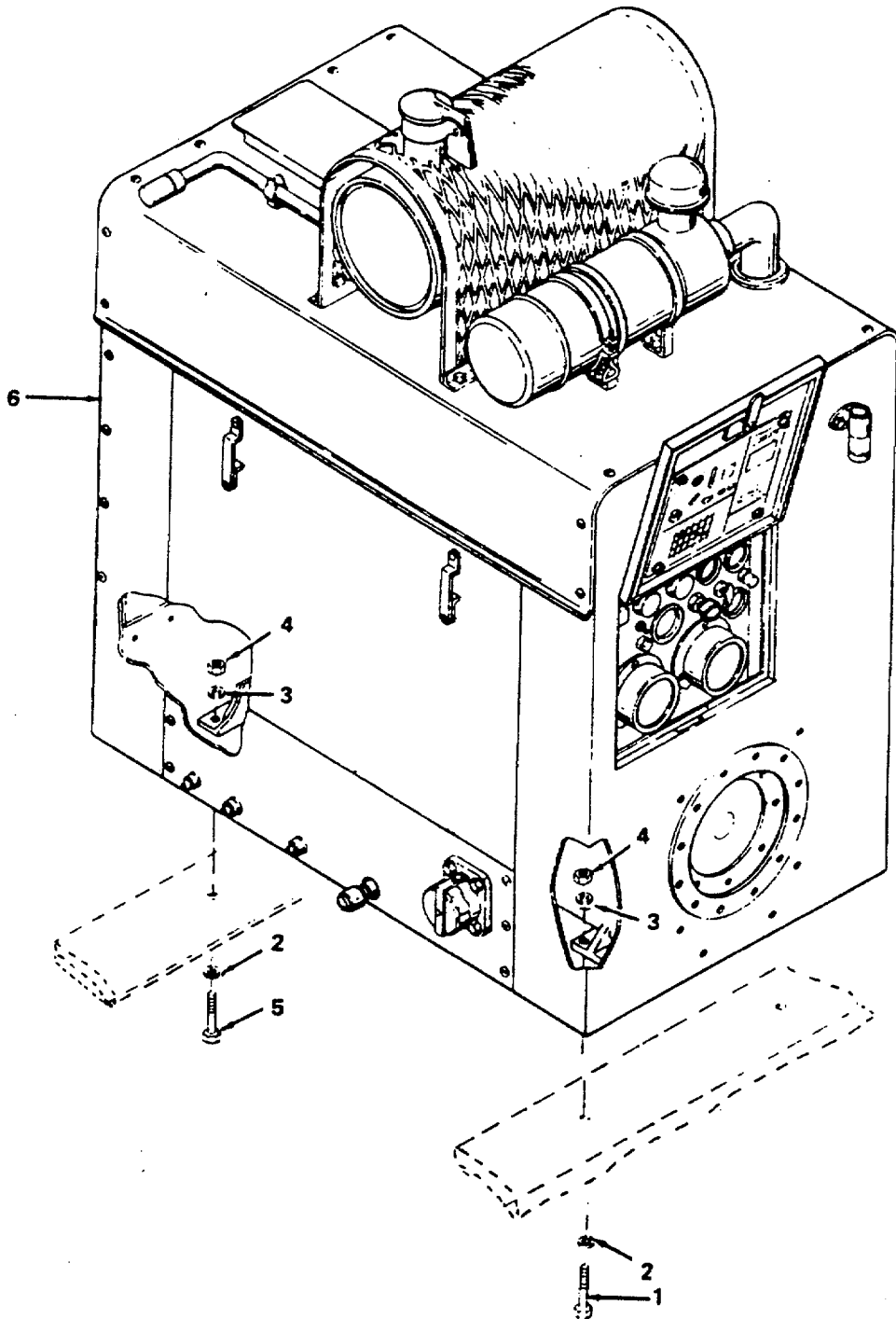
- (2) **Second.** Find the figure covering assert group or subassembly group to which the item belongs.
- (3) **Third.** Identify the item on the figure and note the item number.
- (4) **Fourth.** Refer to the Repair Parts List for the figure to find the part number for the item number noted on the figure.
- (5) **Fifth.** Refer to the Par Number Index to find the NSN, if assigned.

**b. When National Stock Number or Part Number Is Known:**

- (1) **First.** Using the Index of National Stock Numbers and Part Numbers, find the pertinent National Stock Number or Part Number. The NSN index is in National Item Identification Number (NIIN) sequence (see c-4a.(1)). The part numbers in the Part Number index are listed in ascending alphanumeric sequence (see c-4.b). Both indexes cross-reference you to the illustration figure and item number of the item you are looking for.
- (2) **Second.** After finding the figure and item number, verify that the item is the one you are looking for, then locate the item number in the repair parts list for the figure.

**7. ABBREVIATIONS.** Abbreviations used in this manual are listed in MIL-STD-12.

SECTION II



4781-001

Figure 1. Engine Assembly.

**SECTION II**

**TM 5-4320-234-20P**

(1) ITEM NO	(2) SMR CODE	(3) FSCM	(4) PART NUMBER	(5) DESCRIPTION AND USABLE ON CODES (UOC)	(6) QTY
-------------------	--------------------	-------------	-----------------------	--	------------

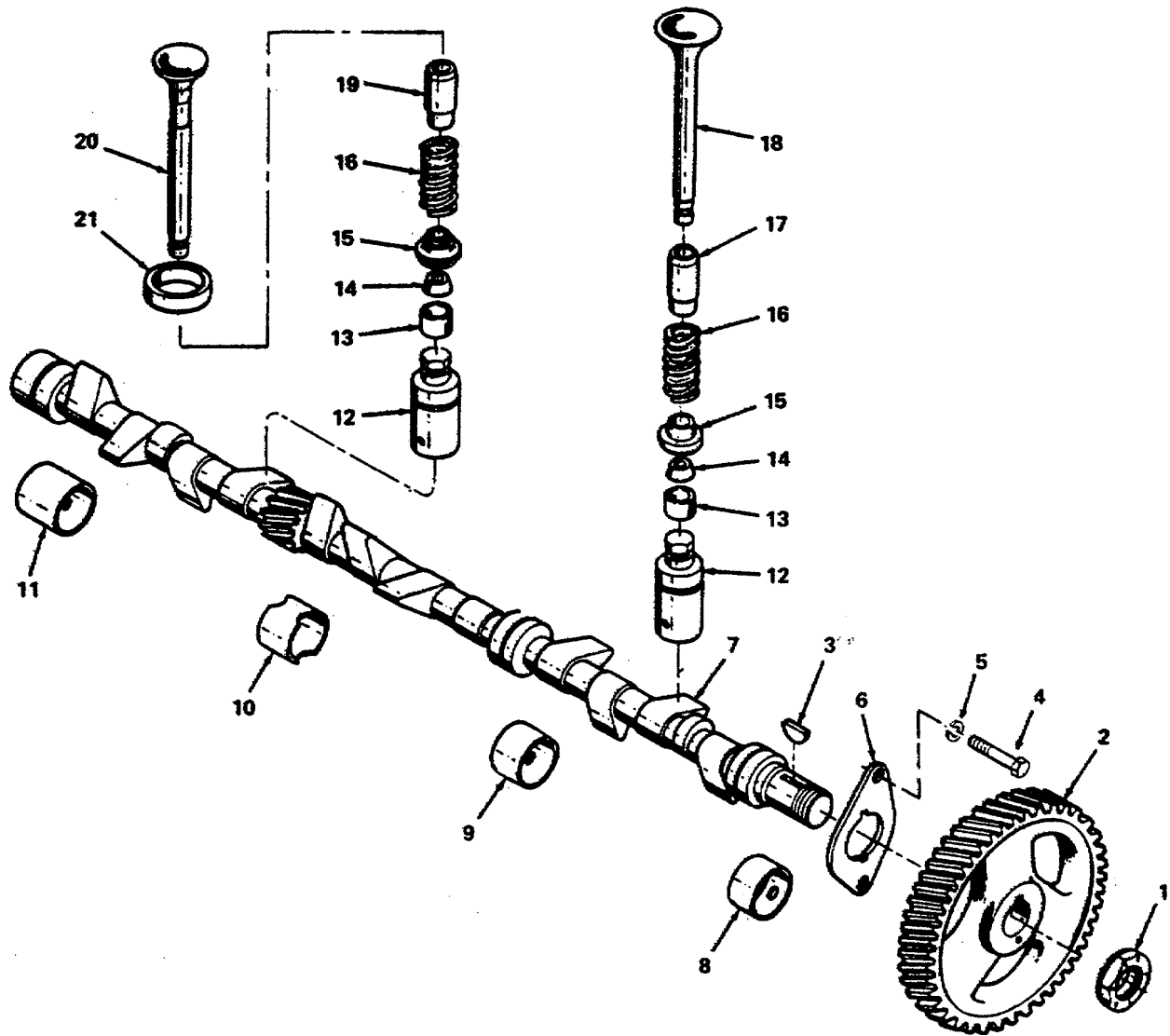
**GROUP 01 ENGINE**

**FIG. 1 ENGINE ASSEMBLY**

1	PAOZZ	96906	MS90725-115	SCREW,CAP,HEXAGON.....	4
2	PAOZF	96906	MS27183-18	WASHER,FLAT.....	6
3	XDOZZ	96906	MS35338-48	WASHER,LOCK.....	6
4	PAOZZ	96906	MS51967-14	NUT,PLAIN,HEXAGON.....	6
5	PAOZZ	96906	MS90725-113	SCREW,CAP,HEXAGON H.....	2

END OF FIGURE

SECTION II



4781-009

Figure 9. Valves, Camshaft, and Timing System.

**SECTION II**

**TM 5-4320-234-20P**

<b>(1)</b>	<b>(2)</b>	<b>(3)</b>	<b>(4)</b>	<b>(5)</b>	<b>(6)</b>
<b>ITEM</b>	<b>SMR</b>		<b>PART</b>		
<b>NO</b>	<b>CODE</b>	<b>FSCM</b>	<b>NUMBER</b>	<b>DESCRIPTION AND USABLE ON CODES (UOC)</b>	<b>QTY</b>

**GROUP 01 ENGINE**

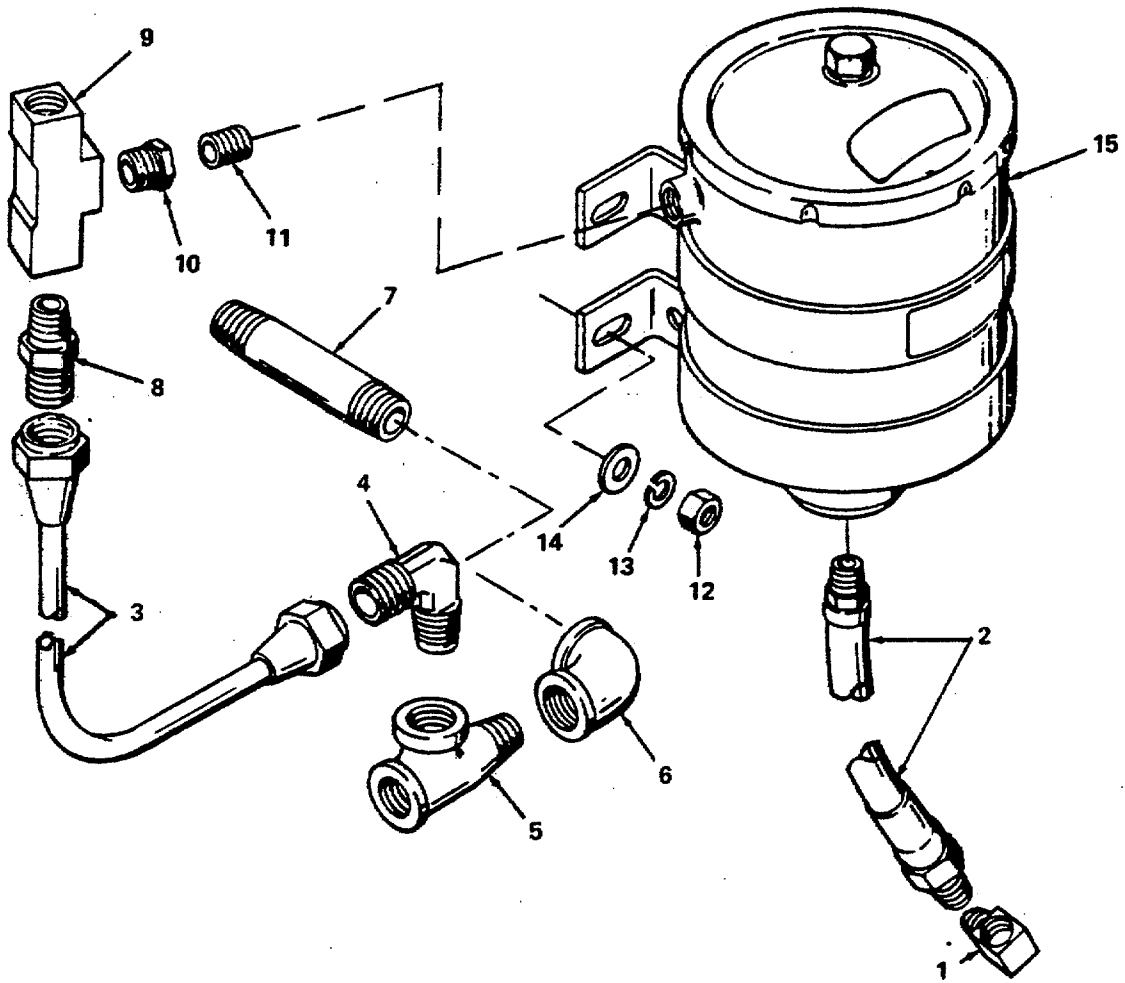
**FIG. 9 VALVES, CAMSHAFT, AND TIMING SYSTEM**

9	XDOZZ	14351	F600G00296	BEARING,CAMSHAFT 2ND,INTERMEDIATE.....	1
---	-------	-------	------------	--	---

END OF FIGURE



SECTION II



4781-010

Figure 10. Oil Filter and Connections.

**SECTION II**

**TM 5-4320-234-20P**

(1) ITEM NO	(2) SMR CODE	(3) FSCM	(4) PART NUMBER	(5) DESCRIPTION AND USABLE ON CODES (UOC)	(6) QTY
-------------------	--------------------	-------------	-----------------------	--	------------

GROUP 01 ENGINE

FIG. 10 OIL FILTER AND CONNECTIONS

1	XDOZZ	14351	X12489	ELBOW, PIPE.....	1
2	PAOZZ	14351	X08016060	HOSE ASSEMBLY, OIL.....	1
3	XDOZZ	14351	P244P03650	TUBE ASSEMBLY.....	1
4	XBOZZ	14351	X12887	ELBOW, PIPE TO TUBE.....	1
5	PAOZZ	14351	X12696	TEE, PIPE.....	1
6	PAOZZ	14351	X05154	ELBOW, PIPE.....	1
7	PAOZZ	14351	X12482	NIPPLE, OIL OUTLET.....	1
8	PAOZZ	14351	X12176	HALF UNION BOTTOM.....	1
9	PAOZZ	14351	X12853	TEE, OIL FILTER.....	1
10	PAOZZ	14351	X12166	BUSHING, PIPE.....	1
11	PAOZZ	14351	X12683	NIPPLE, PIPE.....	1
12	PAOZZ	14351	X01801E	NUT, PLAIN, HEXAGON.....	4
13	PAOZZ	14351	X00202B	BOLT, MACHINE.....	4
14	PAOZZ	14351	X14189	WASHER, FLAT.....	4

END OF FIGURE

SECTION II

2  
1  
3 THRU 6

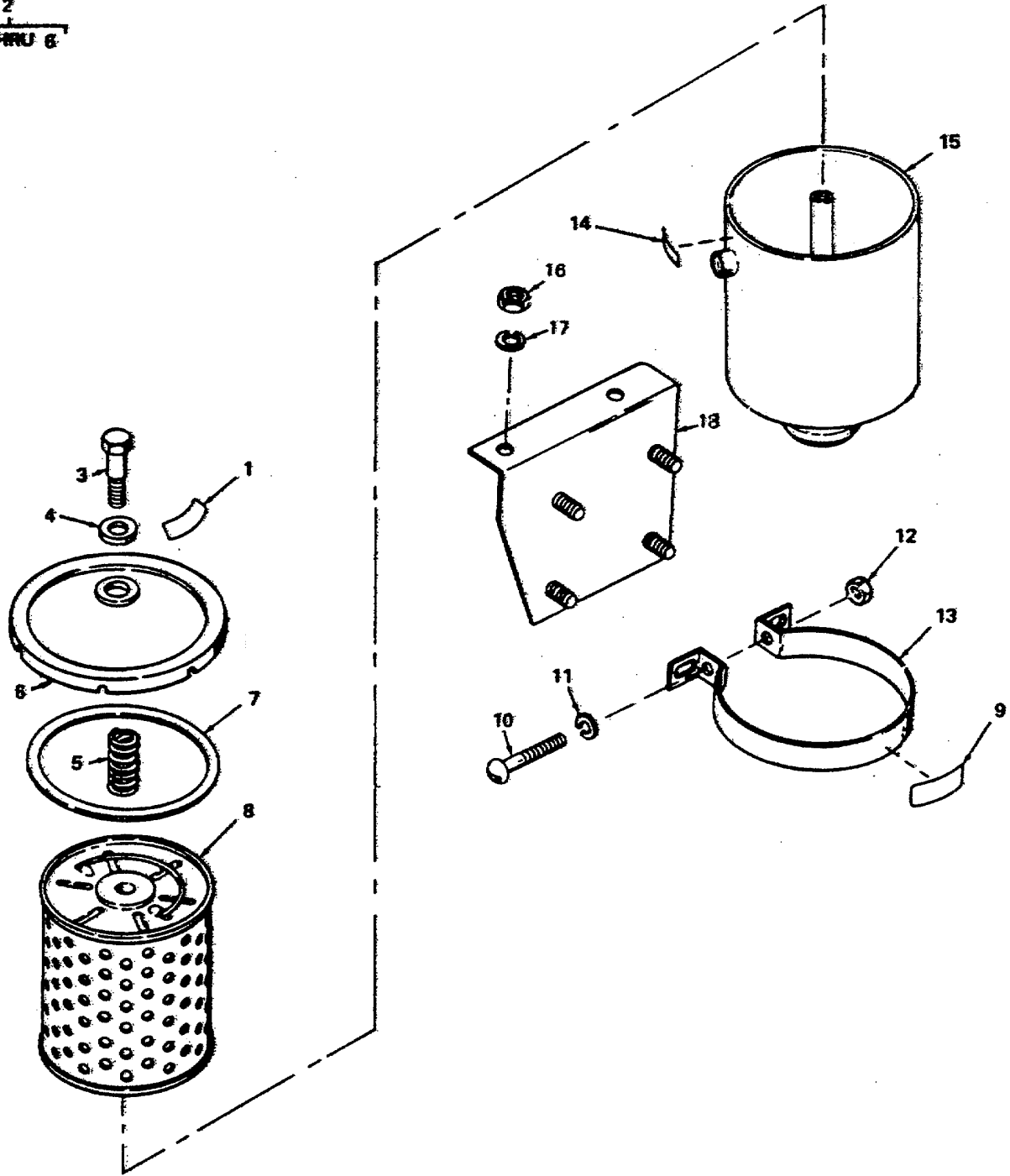


Figure 11. Oil Filter and Mounting Parts

4781-011

## SECTION II

TM 5-4320-234-20P

(1) ITEM NO	(2) SMR CODE	(3) FSCM	(4) PART NUMBER	(5) DESCRIPTION AND USABLE ON CODES (UOC)	(6) QTY
GROUP 01 ENGINE					
FIG. 11 OIL FILTER AND MOUNTING PARTS					
1	XAOZZ	73370	166796	.DECAL, CAP .....	1
2	XAOZZ	73370	166745	.COVER ASSEMBLY .....	1
3	PAOZZ	56442	1394A6	..BOLT, SHOULDER .....	1
4	XBOZZ	73370	152881	..GASKET .....	1
5	XAOZZ	73370	152883	..SPRING, HELICAL, COMP .....	1
6	XAOZZ	73370	152859	..COVER .....	1
7	PAOZZ	96906	MS35347-1	.GASKET .....	1
8	PAOZZ	96906	MS35346-1	.FILTER ELEMENT, FLUI .....	1
9	XAOZZ	73370	104519	.DECAL, BODY .....	1
10	XBOZZ	73370	109024	.SCREW, MACHINE .....	2
11	PAOZF	96906	MS35338-44	.WASHER, LOCK 1/4 IN .....	2
12	PAOZZ	73370	153684	.NUT, PLAIN, SQUARE .....	2
13	XDOZZ	73370	102153	.STRAP, RETAINING .....	2
14	XAOZZ	73370	154100	.DECAL, INLET .....	1
15	XAOZZ	73370	146610	.CASE .....	1
16	PAOZZ	14351	X01802G	NUT, PLAIN, HEXAGON .....	2
17	PAOZZ	14351	X00203	WASHER, LOCK .....	2
18	XBOZZ	14351	PF244P03740	BRACKET, OIL FILTER .....	1

END OF FIGURE

SECTION II

8  
9 THRU 11

15  
16 AND 17

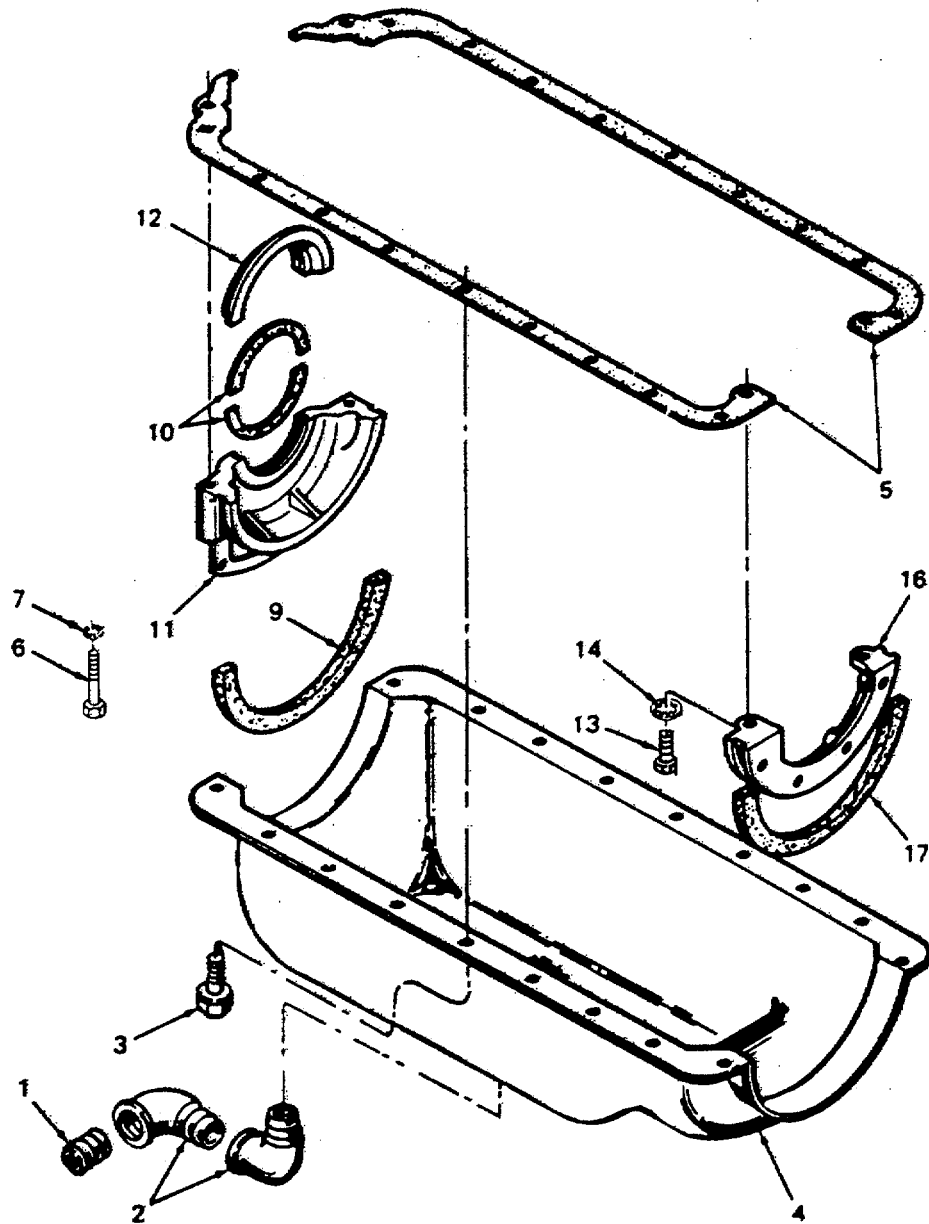


Figure 12. Oil Pan and Filler Blocks

4781-012

SECTION II

TM 5-4320-234-20P

(1) ITEM NO	(2) SMR CODE	(3) FSCM	(4) PART NUMBER	(5) DESCRIPTION AND USABLE ON CODES (UOC)	(6) QTY
-------------------	--------------------	-------------	-----------------------	--	------------

GROUP 01 ENGINE

FIG. 12 OIL PAN AND FILLER BLOCKS.

2	PAOZZ	14351	X12298	ELBOW, PIPE .....	2
---	-------	-------	--------	-------------------	---

END OF FIGURE

SECTION II

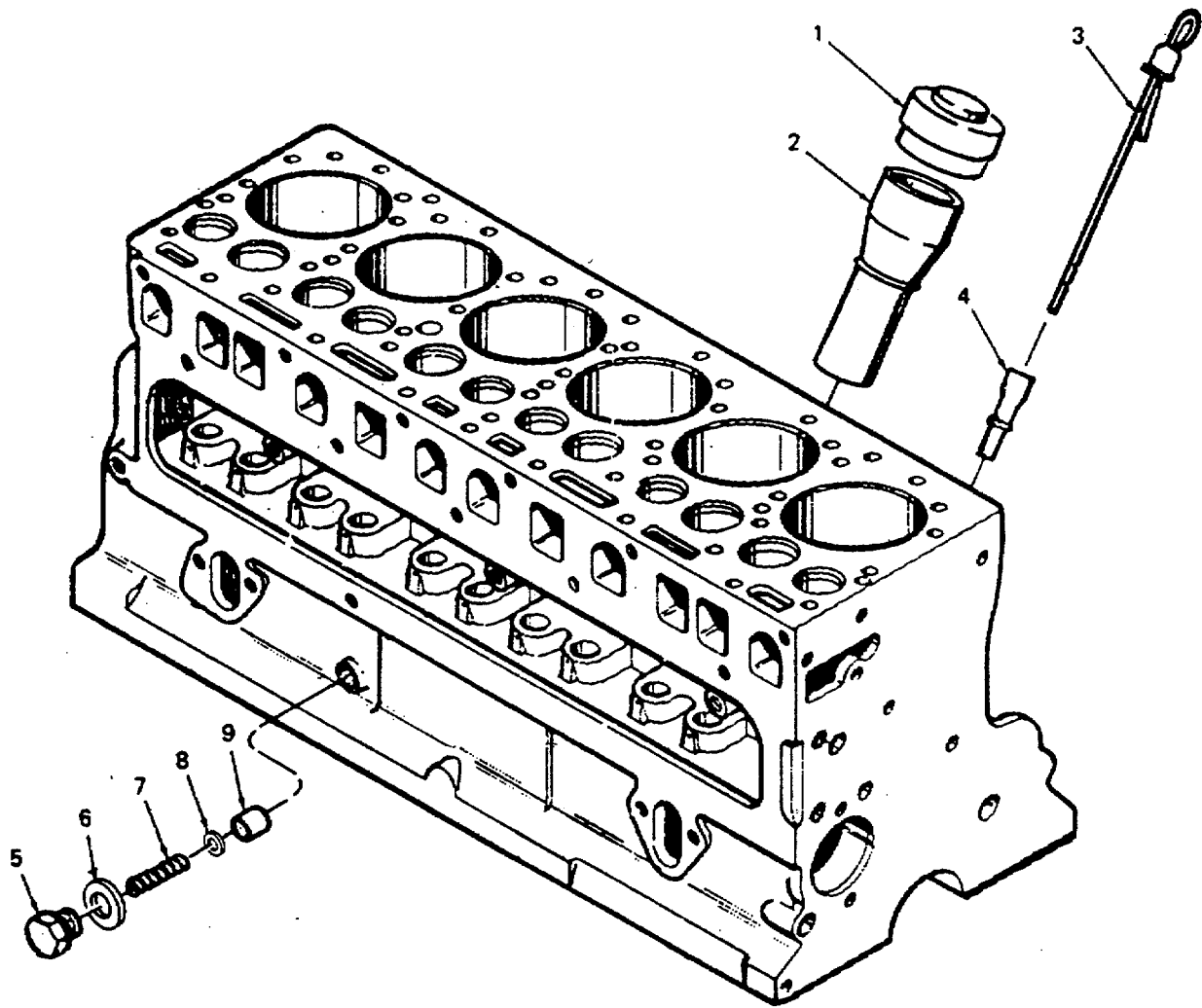


Figure 14. Oil Filler, on Gage Rod, and Oil Pressure Relief Valve.

4781-014

SECTION II

TM 5-4320-234-20P

(1) ITEM NO	(2) SMR CODE	(3) FSCM	(4) PART NUMBER	(5) DESCRIPTION AND USABLE ON CODES (UOC)	(6) QTY
				GROUP 01 ENGINE	
				FIG. 14 OIL FILLER. OIL GAGE ROD, AND OIL PRESSURE RELIEF VALVE	
1	XBOZZ	14351	20CL02020	CAP, FILLER OPENING .....	1
2	XBOZZ	14351	F401L03010	TUBE, OIL FILLER.....	1
3	XBOZZ	14351	F400L03480	ROD, OIL GAGE .....	1

END OF FIGURE



SECTION II

11  
12 THRU 20

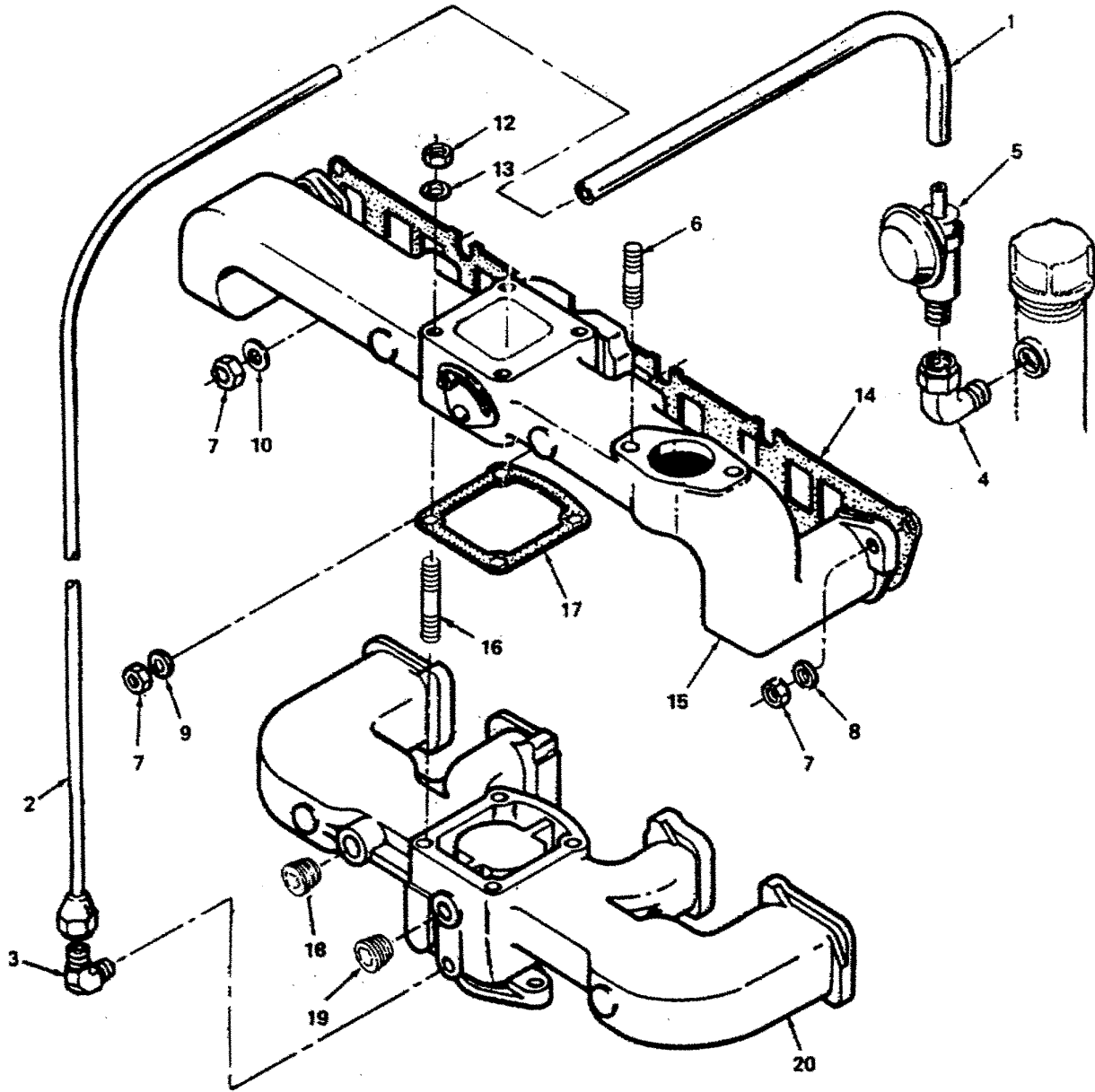


Figure 15. Intake and Exhaust Manifolds and Emission Controls.

4781-015

## SECTION II

TM 5-4320-234-20P

(1) ITEM NO	(2) SMR CODE	(3) FSCM	(4) PART NUMBER	(5) DESCRIPTION AND USABLE ON CODES (UOC)QTY	(6)
GROUP 01 ENGINE					
FIG. 15 INTAKE AND EXHAUST MANIFOLDS AND EMISSION CONTROLS					
1	XDOZZ	14351	F601F00204	HOSE, MOLDED.....	1
2	XDOZZ	14351	F600F04650	TUBE .....	1
3	PAOZZ	14351	X12592	ELBOW .....	1
4	XDOZZ	14351	X26075	ELBOW .....	1
5	PAOZZ	14351	F400F00376	VALVE, EMISSION .....	1
6	XDOZZ	14351	X04182	STUD, PLAIN .....	2
7	XBOZZ	14351	X18067	.NUT, PLAIN, HEXAGON .....	11
8	XDOZZ	14351	X14186	WASHER, FLAT.....	2
9	PAOZF	96906	MS27183-14	WASHER, FLAT.....	3
10	XDOZZ	14351	X14437	SPACER, SLEEVE.....	6
11	PBOZZ	14351	F218E50212	MANIFOLD ASSEMBLY.....	1
12	XBOZZ	14351	X18067	.NUT, PLAIN, HEXAGON .....	4
13	PAOZZ	14351	X14323	.WASHER, FLAT.....	4
14	PAOZZ	14351	F600E00310	.GASKET PART OF KIT P/N F6U01002.....	1
				PART OF KIT P/N F6U04001 .....	
15	PBOZZ	14351	F218E50221	.MANIFOLD, EXHAUST .....	1
16	XDOZZ	14351	X04275	.STUD, PLAIN .....	4
17	PAOZZ	14351	F600E00212	.GASKET .....	1
18	XBOZZ	14351	X00110	.PLUG, PIPE .....	1
19	XDOZZ	14351	X02272	.PLUG, PIPE .....	1
20	XDOZZ	14351	F218E00505	.MANIFOLD, INTAKE .....	1

END OF FIGURE

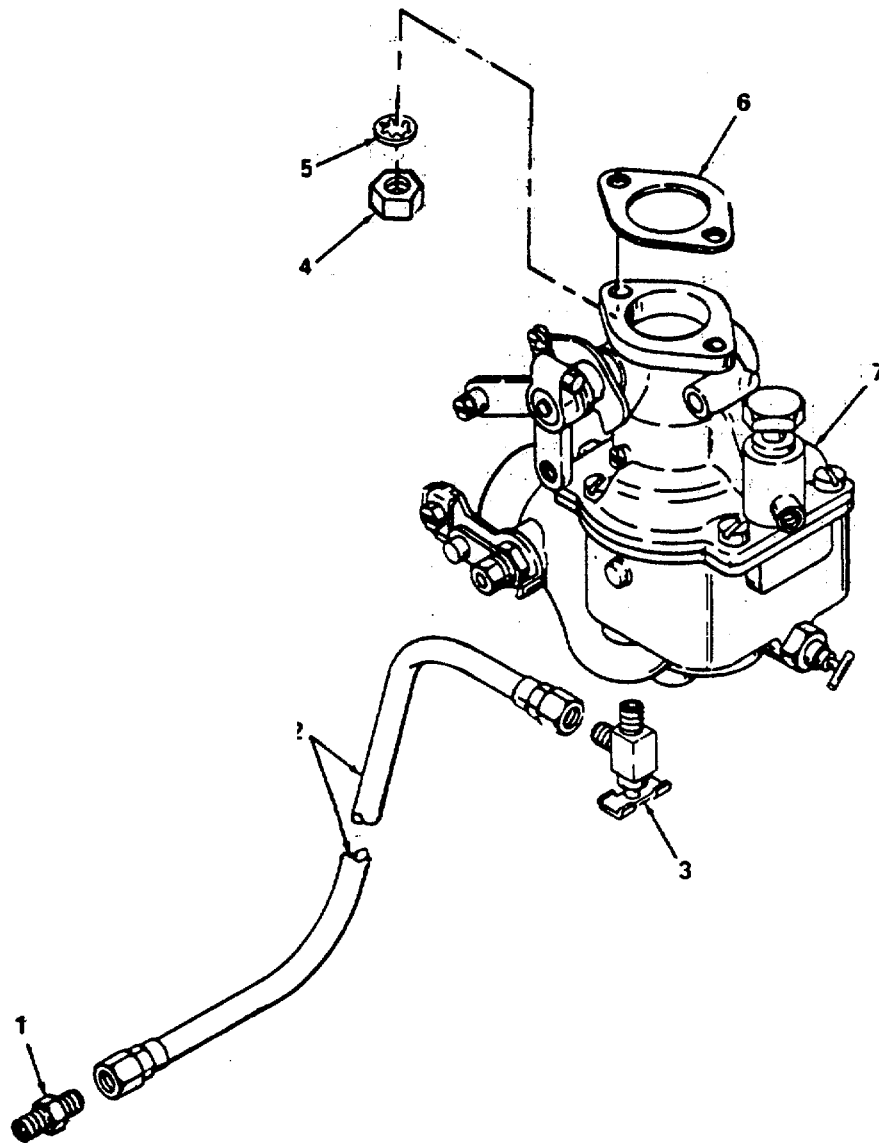


Figure 16. Carburetor and Mounting Parts

**SECTION II**

**TM 5-4320-234-20P**

(1) ITEM NO	(2) SMR CODE	(3) FSCM	(4) PART NUMBER	(5) DESCRIPTION AND USABLE ON CODES (UOC)	(6) QTY
-------------------	--------------------	-------------	-----------------------	--	------------

GROUP 02 FUEL SYSTEM

FIG. 16 CARBURETOR AND MOUNTING PARTS

1	XDOZZ	14351	X12000	CONNECTOR .....	2
2	XDOZZ	14351	X08196120	HOSE ASSEMBLY .....	1
3	XAOZZ	14351	X12837	COCK, DRAIN.....	1
4	PAOZZ	14351	X01802G	NUT, PLAIN, HEXAGON .....	11
5	PAOZZ	14351	X00297	WASHER, LOCK.....	2
6	XDOZZ	14351	F218F00253	GASKET .....	1
7	XDOZZ	79960	14997	CARBURETOR ASSEMBLY .....	1

END OF FIGURE

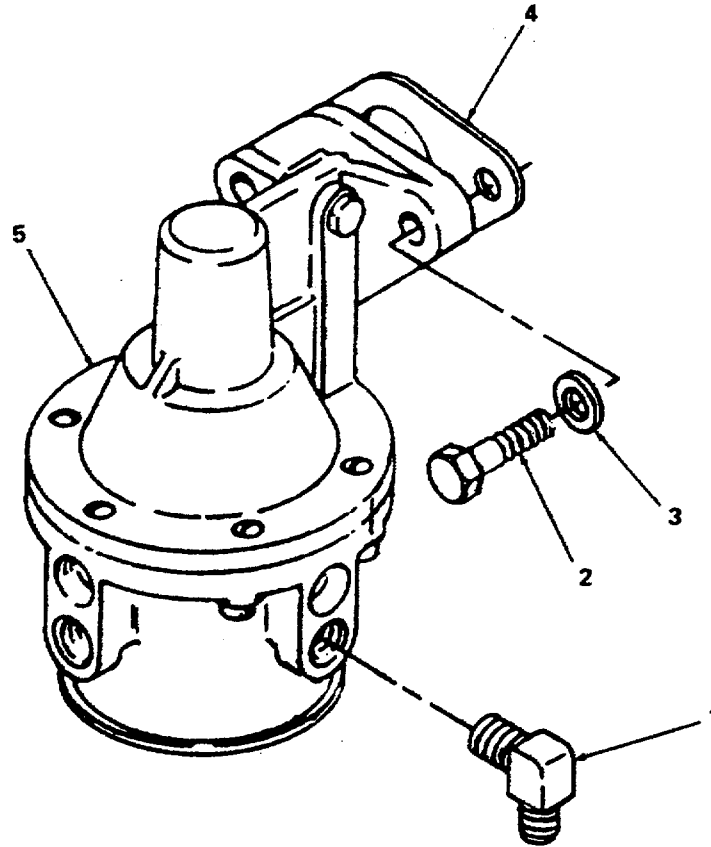


Figure 17. Fuel Pump and Mounting Parts.

4781-017

**SECTION II**

**TM 5-4320-234-20P**

(1) ITEM NO	(2) SMR CODE	(3) FSCM	(4) PART NUMBER	(5) DESCRIPTION AND USABLE ON CODES (UOC)	(6) QTY
GROUP 02 FUEL SYSTEM					
FIG. 17 FUEL PUMP AND MOUNTING PARTS					
1	PAOZF	14351	X12393	ELBOW, PIPE .....	1
2	XDOZZ	14351	X03182	SCREW, CAP, HEXAGON .....	4
3	XBOZZ	14351	X14192	WASHER, FLAT .....	4
4	PAOZZ	14351	X01698	.GASKET PART OF KIT P/N F6U04001 .....	1
				PART OF KIT P/N F6U03001 .....	
5	XDOZZ	70040	6440314	PUMP, FUEL .....	1

END OF FIGURE

SECTION II

6  
7 THRU 14

11  
12 AND 13

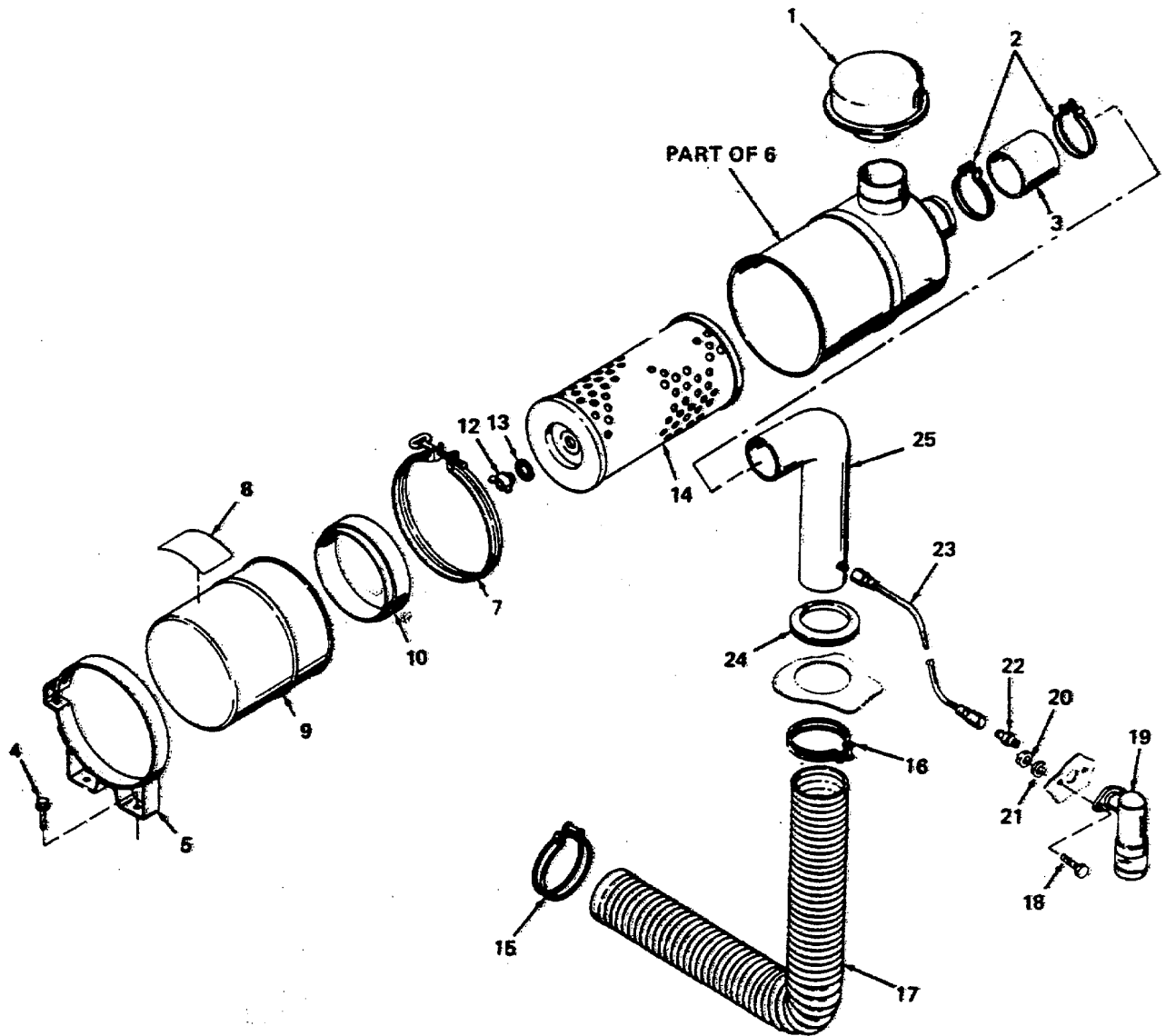


Figure 18. Air Cleaner and Connections.

4781-018

SECTION II

TM 5-4320-234-20P

(1) ITEM NO	(2) SMR CODE	(3) FSCM	(4) PART NUMBER	(5) DESCRIPTION AND USABLE ON CODES (UOC)	(6) QTY
GROUP 02 FUEL SYSTEM					
FIG. 18 AIR CLEANER AND CONNECTIONS					
1	XDOZZ	14351	B600F00312	CAP AIR CLEANER .....	1
2	PAOZZ	14351	X02397	CLAMP, HOSE .....	3
3	PAOZZ	14351	X02849030	HOSE, AIR .....	1
4	XDOZZ	14351	X02926	SCREW, ASSEMBLED .....	4
5	PBOZZ	14351	F400F00256	SUPPORT, BAND .....	2
6	XBOZZ	18265	FWG06-5032	AIR CLEANER, INTAKE .....	1
7	PAOZZ	18265	P00-2940	.CLAMP, LOOP .....	1
8	XAOZZ	18265	P11-9783	.LABEL, INSTRUCTION .....	1
9	XDOZZ	18265	P11-4449	.CUP, AIR CLEANER .....	1
10	XDOZZ	18265	P10-2510	.BAFFLE, AIR CLEANER .....	1
11	PAOZZ	18265	P10-1870	.NUT ASSEMBLY .....	1
12	PAOZZ	18265	P10-2144	..NUT, WING .....	1
13	PAOZZ	18265	P10-1872	..GASKET, AIR CLEANER .....	1
14	XDOZZ	18265	P10-5289	.ELEMENT, AIR CLEANER .....	1
15	PAOZZ	14351	X02397	CLAMP, HOSE .....	1
16	PAOZZ	14351	X02651	CLAMP, HOSE .....	1
17	PAOZZ	14351	F218F00330	HOSE .....	1
18	XDOZZ	14351	X03107	SCREW, CAP, HEXAGON .....	2
19	PAOZZ	14351	F600F00467	INDICATOR .....	1
20	XDOZZ	14351	X01800C	NUT, PLAIN, HEXAGON .....	8
21	XDOZZ	14351	X00201	WASHER, LOCK .....	36
22	PAOZZ	14351	F601F00205	ADAPTER, STRAIGHT, PI .....	1
23	XDOZZ	14351	X08196120	HOSE ASSEMBLY .....	2
24	XDOZZ	14351	PM330P00212	GROMMET, RUBBER .....	1
25	PBOZZ	14351	F600F04680	ELBOW .....	1

END OF FIGURE



SECTION II

1  
2 THRU 21

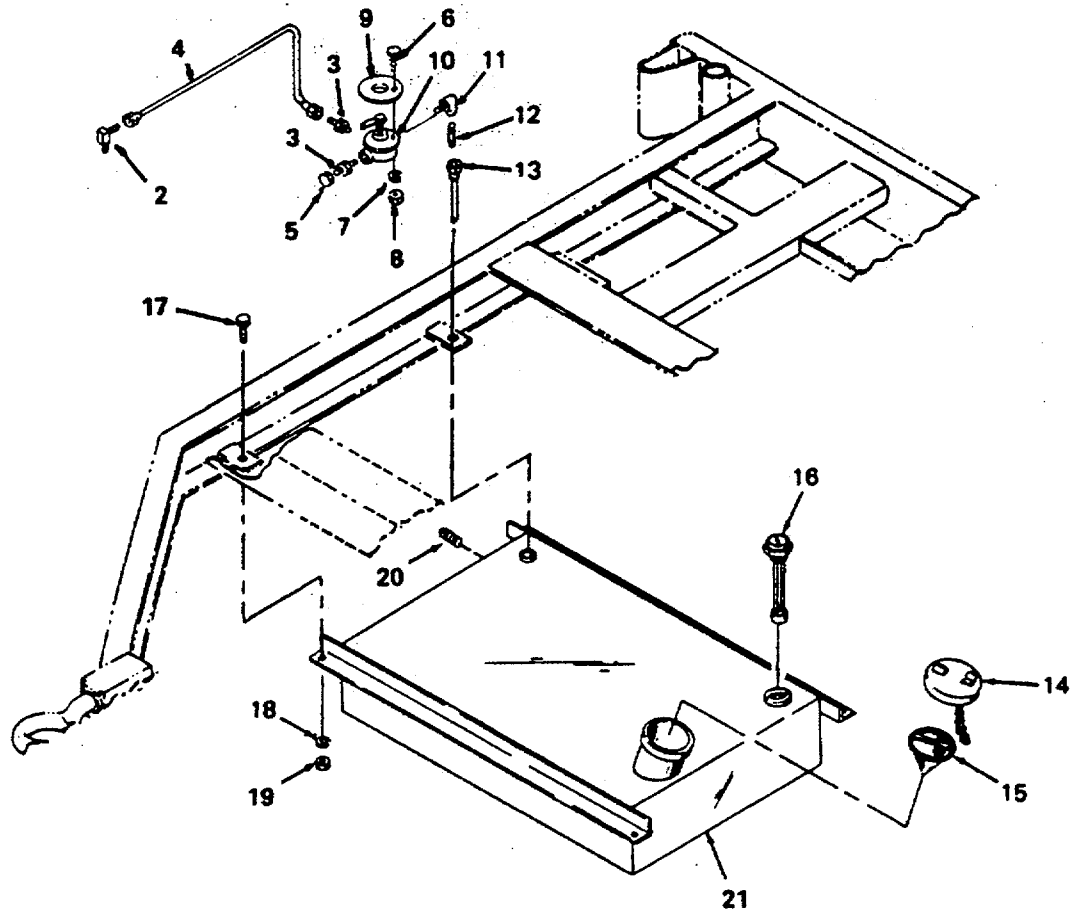


Figure 19. Fuel Tank, Lines, and Fittings.

4781-019

## SECTION II

TM 5-4320-234-20P

(1) ITEM NO	(2) SMR CODE	(3) FSCM	(4) PART NUMBER	(5) DESCRIPTION AND USABLE ON CODES (UOC) GROUP 02 FUEL SYSTEM FIG. 19 FUEL TANK, LINES, AND FITTINGS	(6) QTY
1	PAOZZ	05748	57065SA	FUEL SYSTEM .....	1
2	PAOZZ	79470	49X5	.ELBOW, PIPE TO TUBE.....	1
3	XDOZZ	79470	48X5X4	.CONNECTOR .....	1
4	XDOZZ	05748	57066	.TUBE ASSEMBLY, METAL.....	1
5	PAOZZ	79470	C5129X5	.CAP, TUBE .....	1
6	PAOZH	96906	MS90725-6	.SCREW, CAP, HEXAGON H .....	2
7	PAOZF	96906	MS35338-44	.WASHER, LOCK.....	2
8	XDOZH	96906	MS35690-402	.NUT, PLAIN, HEXAGON .....	2
9	XBOZZ	05748	57089	.PLATE, VALVE .....	1
10	PAOZZ	79470	6749	.COCK, PLUG .....	1
11	PAOZZ	05748	03381	.ELBOW, PIPE .....	1
12	XDOZZ	05748	03260	.NIPPLE, PIPE .....	1
13	XAOZZ	05748	57067SA	.TUBE ASSEMBLY .....	1
14	PBOZZ	96906	MS35645-1	.CAP, FILLER OPENING .....	1
15	PBOZZ	96906	MS35644-5	.STRAINER, FUEL .....	1
16	XBOZZ	09393	8680S7	.GAGE, FUEL.....	1
17	PAOZZ	96906	MS18154-60	.SCREW, CAP, HEXAGON H .....	4
18	PAOZF	96906	MS35338-46	.WASHER, LOCK.....	4
19	PAOZZ	96906	MS51967-8	.NUT, PLAIN, HEXAGON .....	4
20	PAOZZ	96906	M-S20913-3K	.PLUG, PIPE .....	1
21	XDOZZ	05748	30764SA	.TANK, FUEL, ENGINE .....	1

END OF FIGURE

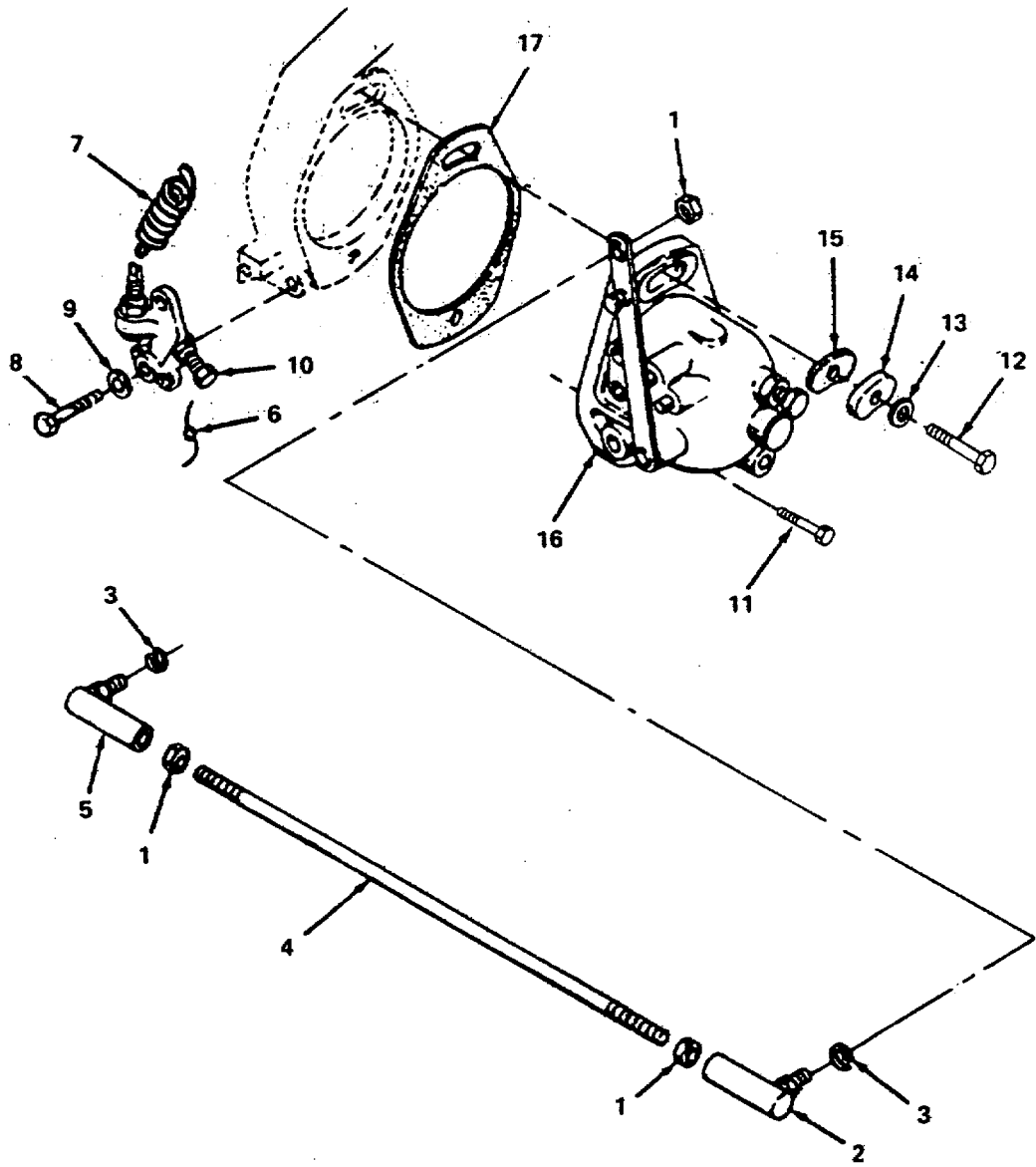


Figure 20. Governor and Controls.

SECTION II

TM 5-4320-234-20P

(1) ITEM NO	(2) SMR CODE	(3) FSCM	(4) PART NUMBER	(5) DESCRIPTION AND USABLE ON CODES (UOC)	(6) QTY
				GROUP 02 FUEL SYSTEM	
				FIG. 20 GOVERNOR AND CONTROLS	
6	XDOZZ	14351	X05602	SEAL, WIRE .....	1
17	PAOZZ	50740	F140M00232	GASKET PART OF KIT P/N F4U02004.....	2

END OF FIGURE

SECTION II

3  
4 THRU 10

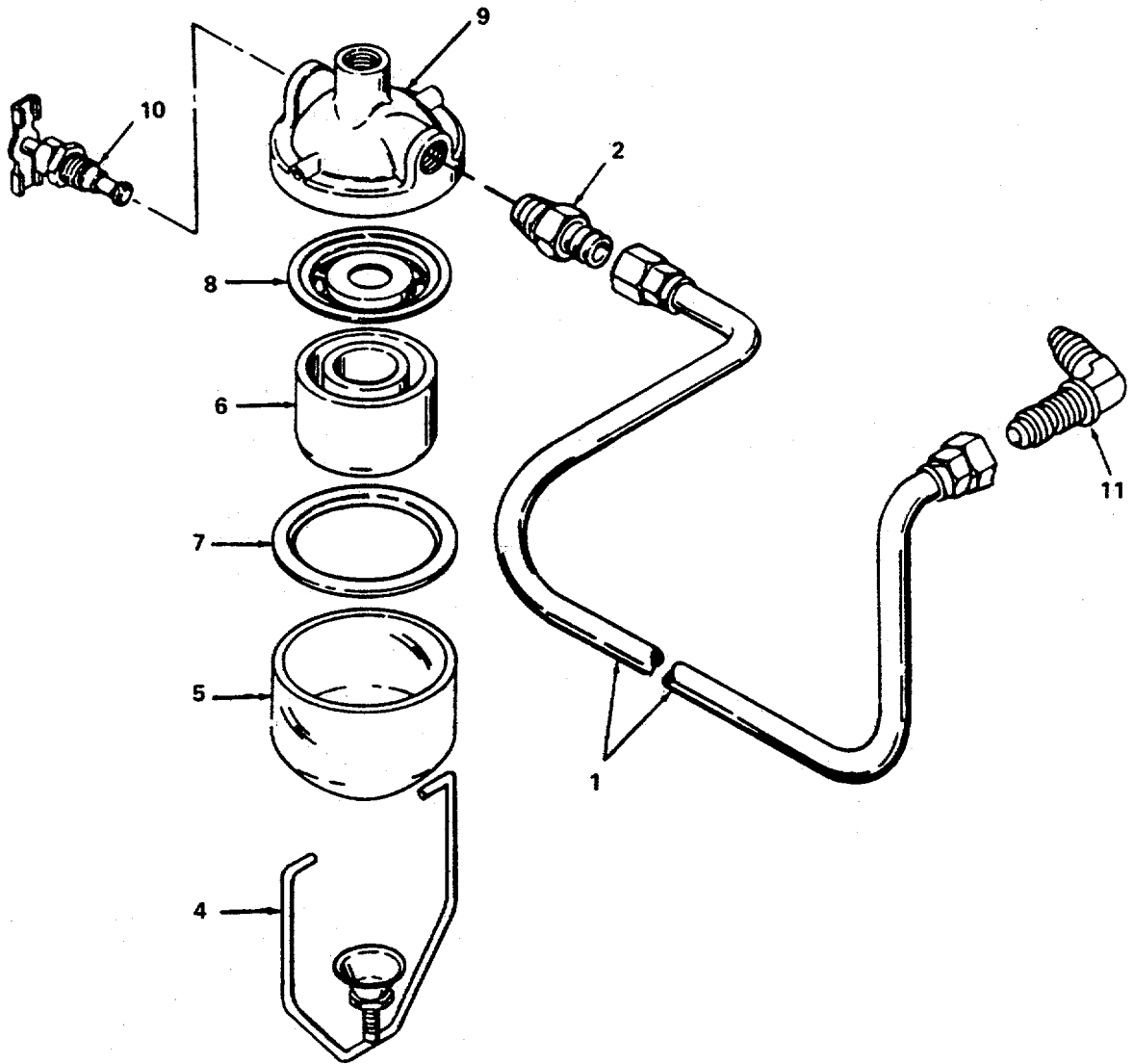


Figure 21. Fuel Filter Assembly.

4781-021

SECTION II

TM 5-4320-234-20P

(1) ITEM NO	(2) SMR CODE	(3) FSCM	(4) PART NUMBER	(5) DESCRIPTION AND USABLE ON CODES (UOC)	(6) QTY
-------------------	--------------------	-------------	-----------------------	--	------------

GROUP 02 FUEL SYSTEM

FIG. 21 FUEL FILTER ASSEMBLY

1	XDOZZ	14351	X08196160	HOSE ASSEMBLY.....	1
2	PAOZZ	96906	MS39158-3	ADAPTER, STRAIGHT, PI.....	2
3	PAOZO	70040	5650470	FILTER, FUEL.....	1
4	XBOZZ	70040	854215	.BAIL, BOWL.....	1
5	PAOZZ	70040	854237	.BOWL, SEDIMENT.....	1
6	PAOZZ	70040	854347	.FILTER ELEMENT, FLUI.....	1
7	PAOZZ	70040	854389	.GASKET, BOWL.....	1
8	XDOZZ	70040	854390	.GASKET, STRAINER.....	1
9	XDOZZ	70040	854071	.COVER AND VALVE.....	1
10	XBOZZ	70040	854012	..COCK, DRAIN.....	1
11	XDOZZ	14351	X12489	ELBOW, PIPE.....	4

END OF FIGURE

SECTION II

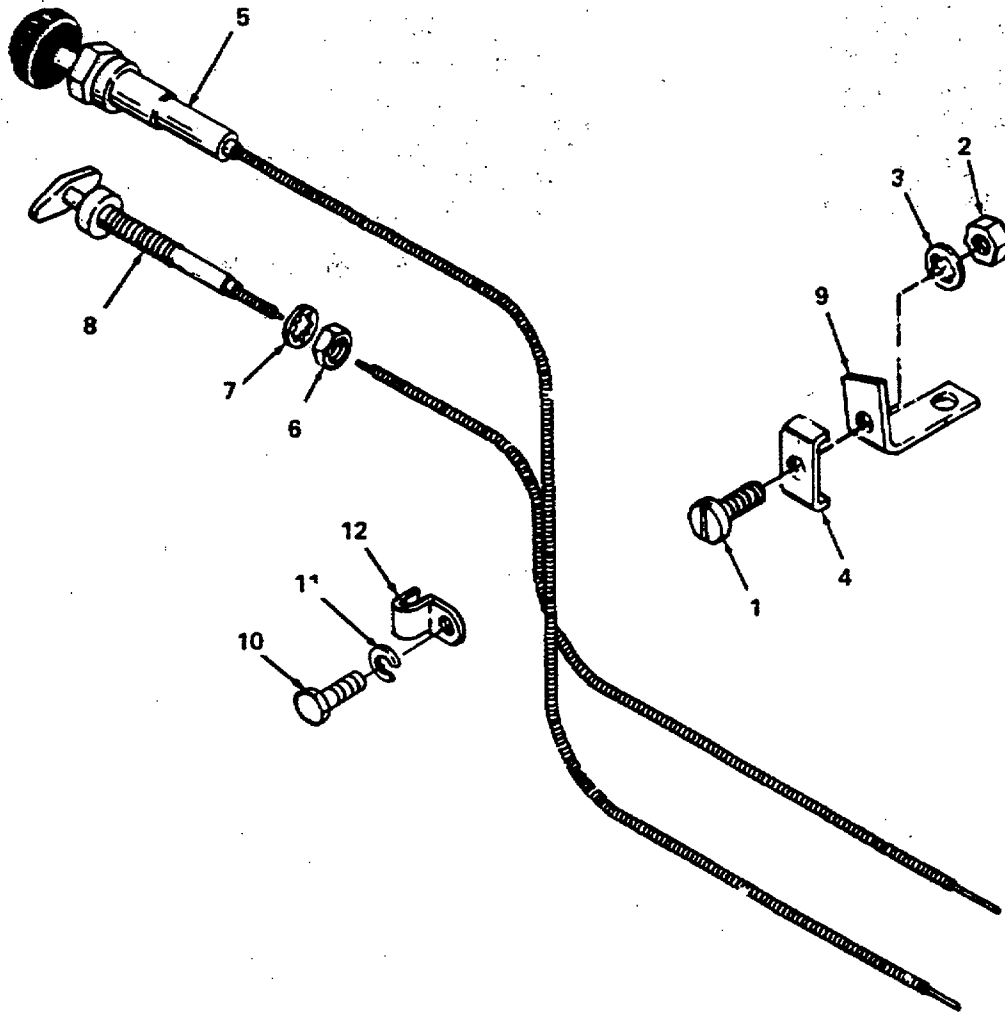


Figure 22. Throttle and Choke Controls.

4781-022

SECTION II

TM 5-4320-234-20P

(1) ITEM NO	(2) SMR CODE	(3) FSCM	(4) PART NUMBER	(5) DESCRIPTION AND USABLE ON CODES (UOC)	(6) QTY
-------------------	--------------------	-------------	-----------------------	--	------------

GROUP 02 FUEL SYSTEM

FIG. 22 THROTTLE AND CHOKE CONTROLS

1	XBOZZ	88044	AN503-8-10	SCREW, MACHINE FILLISTER HEAD .....	1
2	XDOZZ	14351	X18130	NUT, PLAIN, HEXAGON .....	1
3	XDOZZ	14351	X00230	WASHER, LOCK.....	1
4	XDOZZ	14351	F226F00237	CLIP, THROTTLE TUBE .....	1
5	PAOZZ	82181	4820-131	CONTROL, THROTTLE .....	1
6	XDOZZ	14351	X18180	NUT, JAM .....	1
7	PAOZZ	14351	X00297	WASHER, LOCK.....	10
8	XDOZZ	14351	X07523550	CONTROL ASSEMBLY, PU .....	1
9	XDOZZ	14351	F244F00250	SUPPORT, CABLE .....	1
10	XDOZZ	14351	X03593	SCREW, CAP, HEXAGON.....	2
11	PAOZZ	14351	X00203	WASHER, LOCK.....	2
12	PAOZZ	14351	13XX05605	CLIP, CABLE .....	2

END OF FIGURE



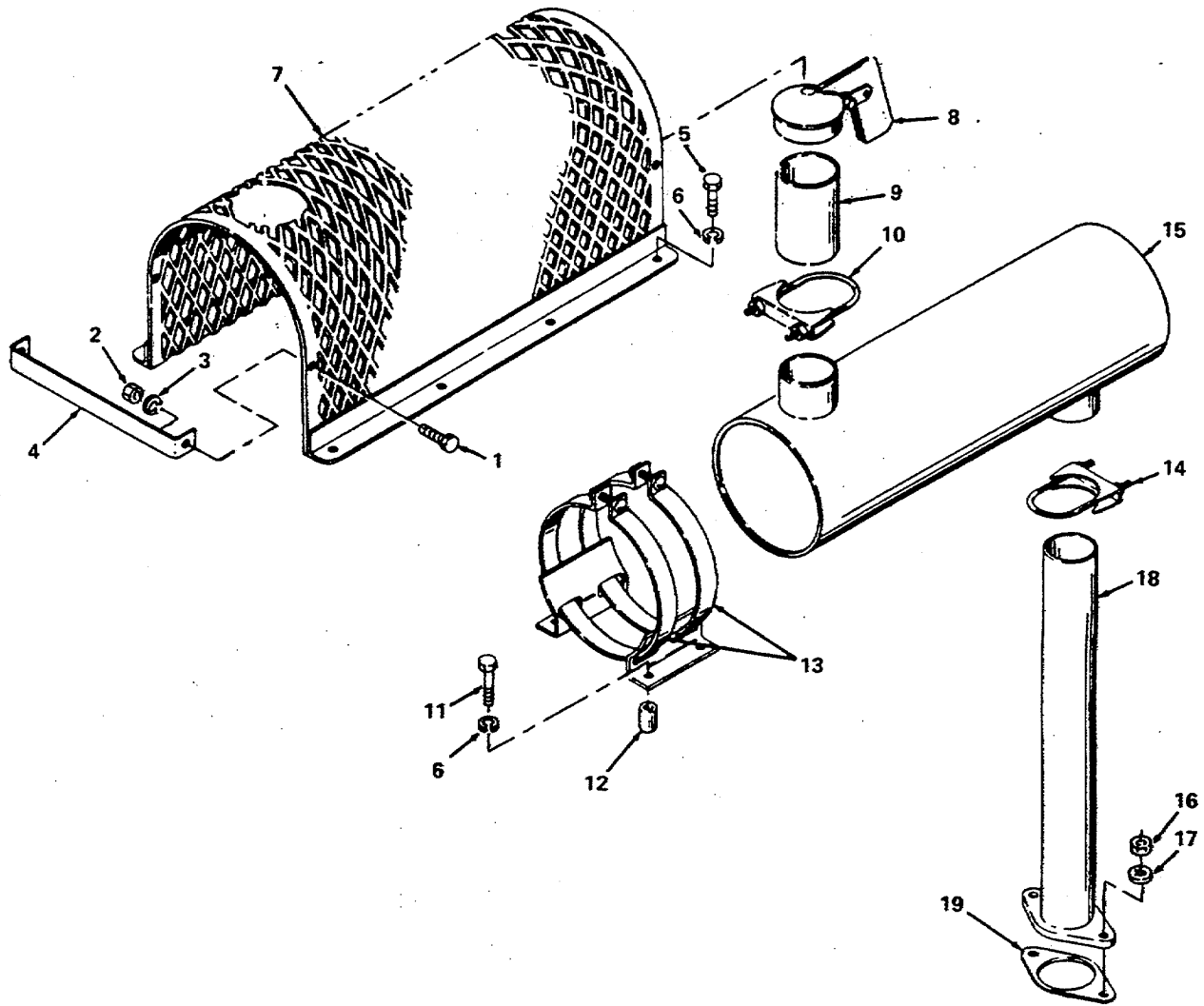


Figure 23. Exhaust System.

4781-023

SECTION II

TM 5-4320-234-20P

(1) ITEM NO	(2) SMR CODE	(3) FSCM	(4) PART NUMBER	(5) DESCRIPTION AND USABLE ON CODES (UOC)	(6) QTY
GROUP 03 EXHAUST SYSTEM					
FIG. 23 EXHAUST SYSTEM					
1	XDOZZ	14351	X03182	SCREW, CAP .....	1
2	PAOZZ	14351	X01801E	NUT, PLAIN, HEXAGON .....	11
3	XDOZZ	14351	X14533	WASHER, LOCK.....	4
4	PBOZZ	14351	F601E00301	GUARD, HEAT.....	2
5	XDOZZ	14351	X03899	SCREW, ASSEMBLED .....	8
6	XDOZZ	14351	X00201	WASHER, LOCK.....	16
7	XDOZZ	14351	F601E00400	SHIELD, MUFFLER HEAT .....	1
8	XDOZZ	14351	PM330P00328	CAP, WEATHER.....	1
9	PBOZZ	14351	F600E00326	PIPE, OUTLET, MUFFLER .....	1
10	XDOZZ	14351	H260F00201	CLAMP, MUFFLER .....	1
11	PAOZZ	14351	X05988	SCREW, CAP, HEXAGON.....	8
12	XDOZZ	14351	X14234	SPACER, BRACKET .....	8
13	PBOZZ	14351	PR501P00318	BRACKET, MUFFLER.....	2
14	PBOZZ	14351	H260E00206	CLAMP, MUFFLER .....	1
15	XDOZZ	14351	F244F00503	MUFFLER, EXHAUST.....	1
16	XBOZZ	14351	X18067	NUT, PLAIN, HEXAGON .....	13
17	PAOZZ	14351	X14323	WASHER, FLAT.....	3
18	XDOZZ	14351	F600E03250	TUBE, EXHAUST .....	1
19	PAOZZ	14351	PF218P00260	GASKET .....	1

END OF FIGURE

SECTION II

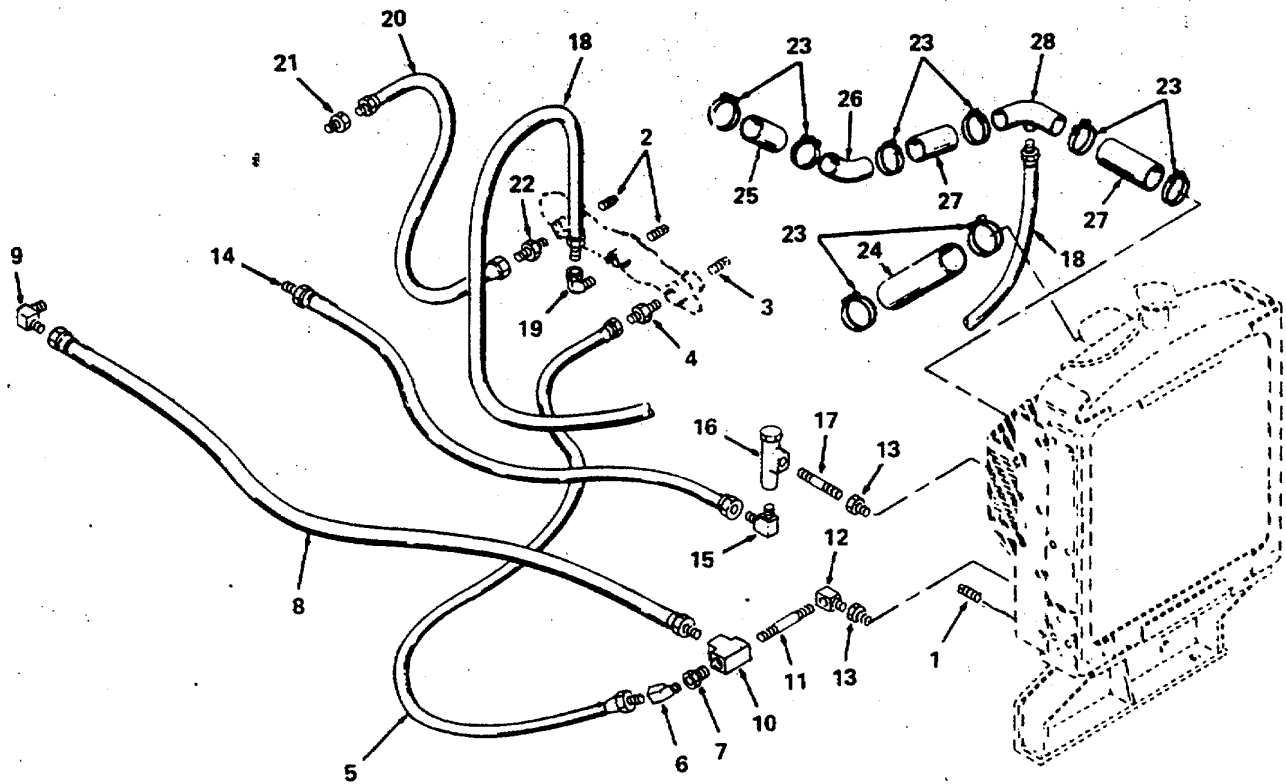


Figure 24. Radiator Hoses, Lines, and Fittings.

4781-024

SECTION II

TM 5-4320-234-20P

(1) ITEM NO	(2) SMR CODE	(3) FSCM	(4) PART NUMBER	(5) DESCRIPTION AND USABLE ON CODES (UOC)	(6) QTY
GROUP 04 COOLING SYSTEM					
FIG. 24 RADIATOR HOSES, LINES, AND FITTINGS					
1	XDOZZ	14351	13XX00101A	PLUG, PIPE .....	1
2	XBOZZ	14351	X00134	PLUG, PIPE .....	2
3	PAOZZ	14351	X00198	PLUG PIPE .....	1
4	XDOZZ	14351	X12000	CONNECTOR .....	1
5	XDOZZ	14351	X08016300	HOSE-ASSEMBLY .....	1
6	PAOZZ	14351	X12511	ELBOW, PIPE .....	1
7	XBOZZ	87373	0102-4-2	BUSHING, PIPE .....	1
8	XDOZZ	14351	X08014200	HOSE ASSEMBLY FLEXIBLE .....	1
9	XDOZZ	14351	X12629	ELBOW .....	1
10	PAOZZ	14351	X12853	TEE, OIL FILTER .....	2
11	XDOZZ	14351	X12366	NIPPLE, PIPE .....	1
12	PAOZZ	14351	X12474	ELBOW, PIPE .....	1
13	XDOZZ	14351	X12339	BUSHING, REDUCER .....	2
14	XDOZZ	14351	X08014180	HOSE ASSEMBLY FLEXIBLE .....	1
15	XDOZZ	14351	X12016	ELBOW, PIPE .....	1
16	XDOZZ	14351	F226L02400	VALVE, BYPASS .....	1
17	XDOZZ	14351	X01236A	NIPPLE, PIPE .....	1
18	XDOZZ	14351	X08050120	HOSE ASSEMBLY, NONME FLEXIBLE .....	1
19	PAOZZ	96906	MS51504A8	ELBOW, PIPE TO TUBE .....	1
20	XBOZZ	14351	X08050240	HOSE ASSEMBLY .....	1
21	PAOZZ	14351	X05132	BUSHING, PIPE .....	1
22	XBOZZ	14351	X12004	..CONNECTOR .....	2
23	XDOZZ	14351	X02353	CLAMP, HOSE .....	8
24	XDOZZ	14351	X02831080	HOSE .....	1
25	XDOZZ	14351	X02445	HOSE, NONMETALLIC .....	2
26	XDOZZ	14351	X12526	ELBOW .....	1
27	XDOZZ	14351	X02445	HOSE, NONMETALLIC .....	1
28	XDOZZ	14351	X12993	ELBOW ASSEMBLY .....	1

END OF FIGURE

SECTION II

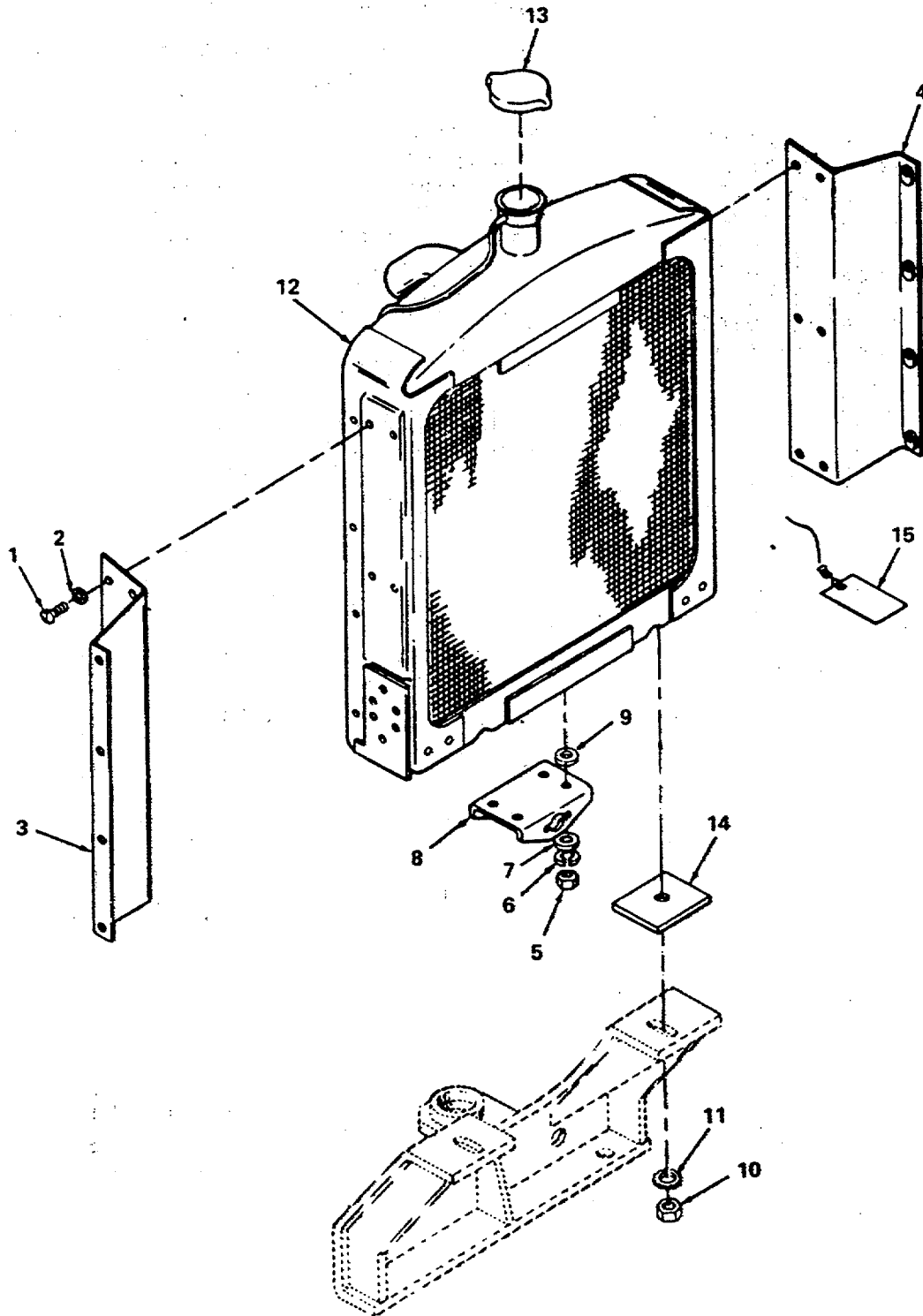


Figure 25. Radiator and Mounting Parts.

SECTION II

TM 5-4320-234-20P

(1) ITEM NO	(2) SMR CODE	(3) FSCM	(4) PART NUMBER	(5) DESCRIPTION AND USABLE ON CODES (UOC)	(6) QTY
GROUP 04 COOLING SYSTEM					
FIG. 25 RADIATOR AND MOUNTING PARTS					
1	XDOZZ	14351	P423P00204	SCREW .....	12
2	XDOZZ	14351	X14373	WASHER, LOCK.....	12
3	PBOZZ	14351	PF244P04420	BRACKET, DOUBLE ANGL .....	1
4	PBOZZ	14351	PF244P04430	WING, SHELL.....	1
5	PAOZZ	14351	X01802G	NUT, PLAIN, HEXAGON.....	4
6	PAOZZ	14351	X00203	WASHER, LOCK.....	2
7	PAOZZ	14351	X14323	WASHER, FLAT.....	4
8	XDOZZ	14351	PF170P00203	SUPPORT, CRANK.....	1
9	XDOZZ	14351	M330000201	SHIM.....	4
10	PAOZZ	96906	MS51967-14	NUT, PLAIN, HEXAGON .....	2
11	XBOZZ	96906	MS20392-7C103	WASHER, LOCK.....	2
12	XDOZZ	14351	F244K00416	RADIATOR ASSEMBLY.....	1
13	XDOZZ	14351	P423P00303	.CAP, FILLER OPENING .....	1
14	PBOZZ	14351	F209K00202	LINER .....	2
15	XAOZZ	14351	PF400P00203	TAG, RADIATOR .....	1

END OF FIGURE

SECTION II

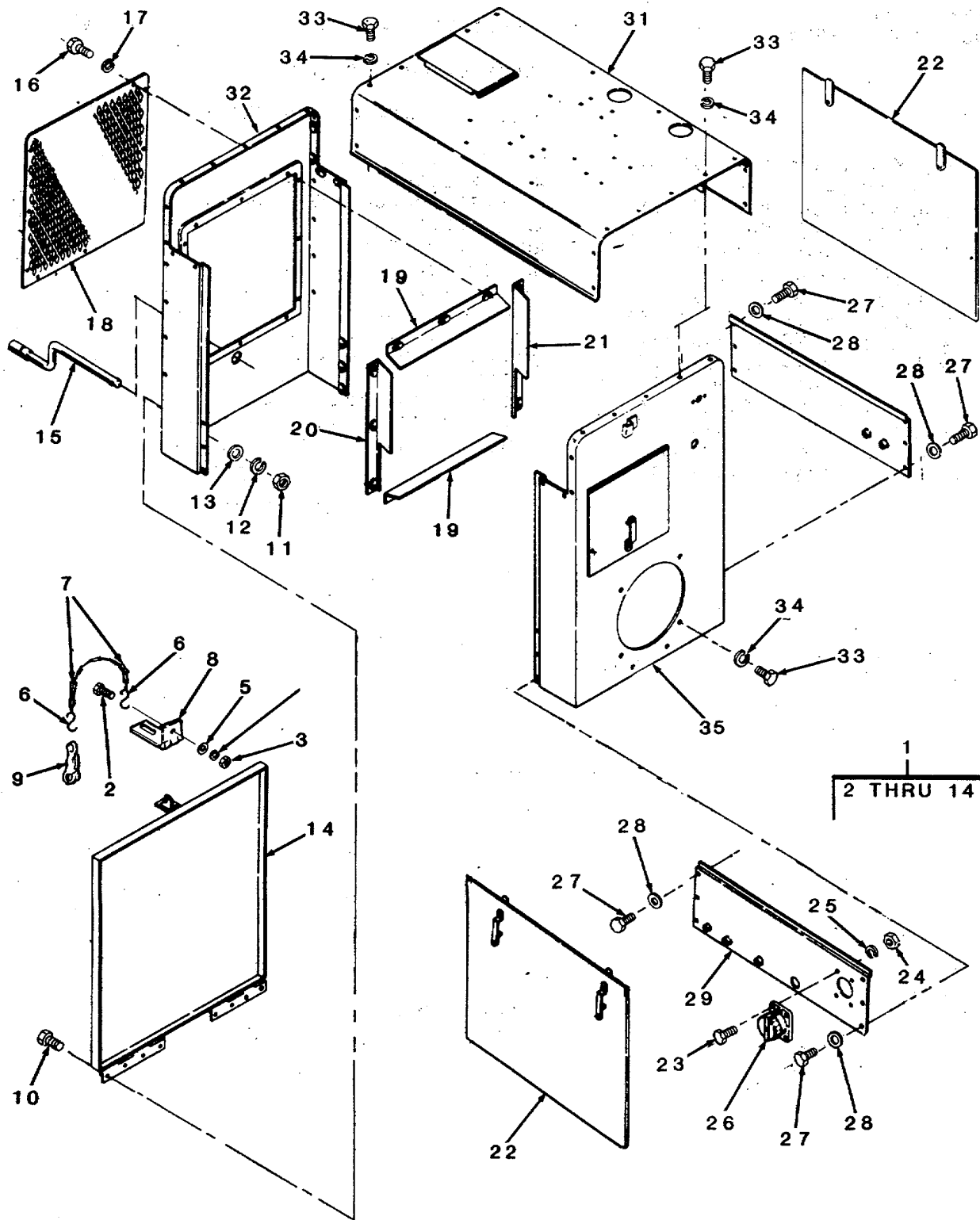


Figure 26. Cowling, Deflector, and Shrouds.

## SECTION II

TM 5-4320-234-20P

(1) ITEM NO	(2) SMR CODE	(3) FSCM	(4) PART NUMBER	(5) DESCRIPTION AND USABLE ON CODES (UOC) GROUP 04 COOLING SYSTEM FIG. 26 COWLING, DEFLECTOR, AND SHROUDS	(6) QTY
2	PAOZF	96906	MS35207-266	.SCREW, MACHINE .....	3
3	PAOZZ	96906	MS35650-302	.NUT, PLAIN, HEXAGON .....	3
4	PAOZF	96906	MS35338-43	.WASHER, LOCK.....	3
5	PAOZF	96906	MS27183-8	.WASHER, FLAT.....	3
6	XDOZZ	05748	30722	.HOOK, CHAINS .....	2
7	XBOZZ	81348	RR-C271	.CHAIN, WELBLESS.....	1
8	PAOZZ	96906	MS27969-2	.HASP, HINGED.....	1
9	PAOZZ	80874	125-5-8	.SNAP, HARNESS .....	1
10	PAOZH	96906	MS90725-6	.SCREW, CAP, HEXAGON H .....	8
11	XDOZH	96906	MS35690-402	.NUT, PLAIN, HEXAGON .....	8
12	PAOZF	96906	MS35338-44	.WASHER, LOCK.....	8
13	PAOZF	96906	MS27183-10	.WASHER, FLAT.....	8
15	XDOZZ	14351	PF162P03111	CRANK, STARTING.....	1
16	XDOZZ	14351	P423P00204	SCREW .....	12
17	XDOZZ	14351	13XX14373	WASHER, LOCK.....	12
18	XBOZZ	14351	PF600P00408	GRILLE, RADIATOR .....	1
19	XAOZZ	14351	F218K00311	BAFFLE, RADIATOR .....	2
20	XAOZZ	14351	F218K00400	BAFFLE, RADIATOR .....	1
21	XAOZZ	14351	F218K00401	BAFFLE, RADIATOR .....	1
22	XDOZZ	14351	PF600P00519	PANEL, SIDE .....	2
23	XDOZZ	14351	X03943	SCREW, CAP, HEXAGON.....	4
24	XDOZZ	14351	X01800C	NUT, PLAIN, HEXAGON .....	4
25	XDOZZ	14351	X00201	WASHER, LOCK.....	4
26	XBOZZ	14351	Y116M00312	RECEPTACLE, CHARGING.....	1
27	XDOZZ	14351	P423P00204	SCREW .....	62
28	XDOZZ	14351	13XX14323	WASHER, FLAT.....	12
29	XDOZZ	14351	PF600P00431	PANEL LOWER LEFT.....	1
30	XDOZZ	14351	PF600P00420	PANEL, LOWER RIGHT .....	1
31	XDOZZ	14351	PF600P00429	HOOD, TOP .....	1
32	XAOZZ	14351	PF600P00430	SHELL, RADIATOR.....	1
33	XDOZZ	14351	13XX03940	SCREW, MACHINE .....	4
34	XDOZZ	14351	X14373	WASHER, LOCK.....	1
35	XDOZZ	14351	PF600P00528	DASH ASSEMBLY .....	1
36	XDOZZ	14351	PF600P00420	PANEL SIDE .....	1

END OF FIGURE



SECTION II

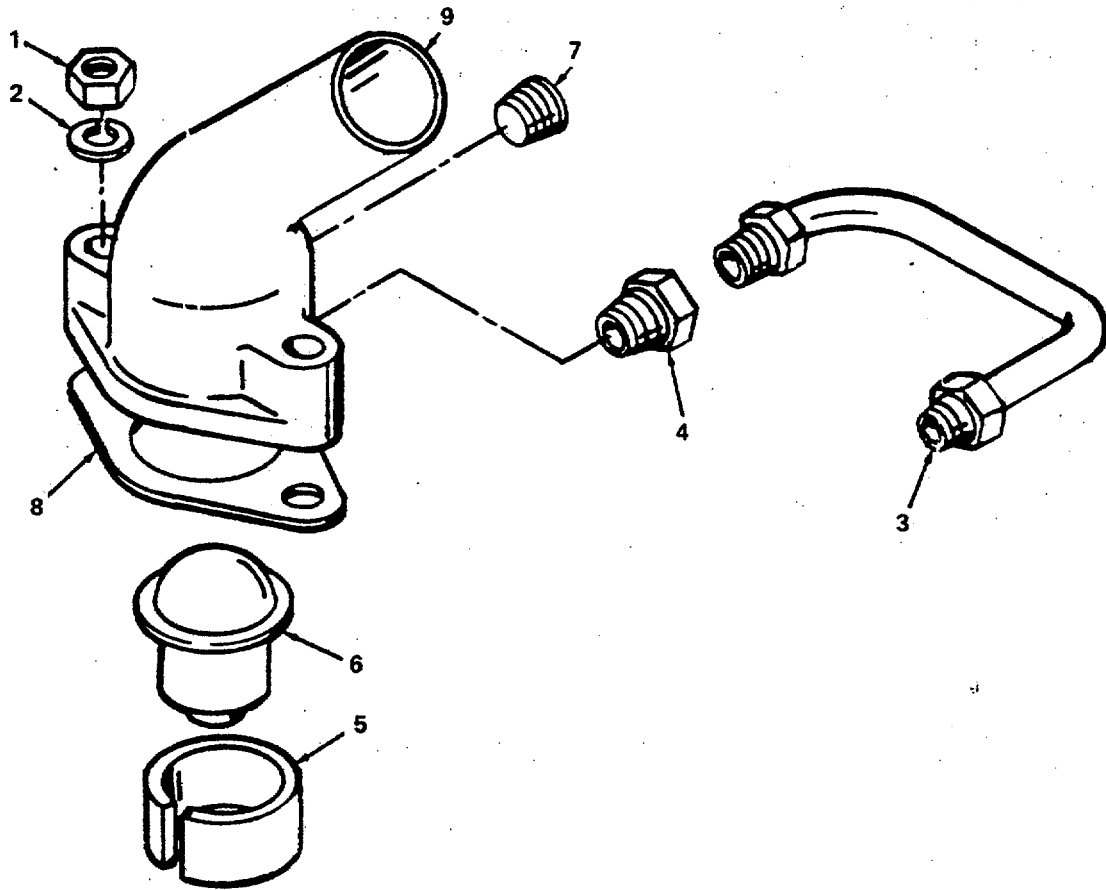


Figure 27. Thermostat and Outlet Elbow.

4781-027

SECTION II

TM 5-4320-234-20P

(1) ITEM NO	(2) SMR CODE	(3) FSCM	(4) PART NUMBER	(5) DESCRIPTION AND USABLE ON CODES (UOC)	(6) QTY
GROUP 04 COOLING SYSTEM					
FIG. 27 THERMOSTAT AND OUTLET ELBOW					
1	PAOZZ	14351	X01801E	ON .....	2
2	PAOZZ	14351	X00202B	BOLT, MACHINE .....	2
3	XDOZZ	14351	F226K277	ELBOW, FLANGE TO HOG .....	1
7	PAOZZ	14351	F601K00303	.THERMOSTAT, FLOW CON 180 DEG FULL.....	1
				OPEN.....	
8	PAOZZ	14351	C400K00215	GASKET PART OF KIT P/N F6U01002 PART .....	1
				OF KIT P/N F6U04001 .....	

END OF FIGURE

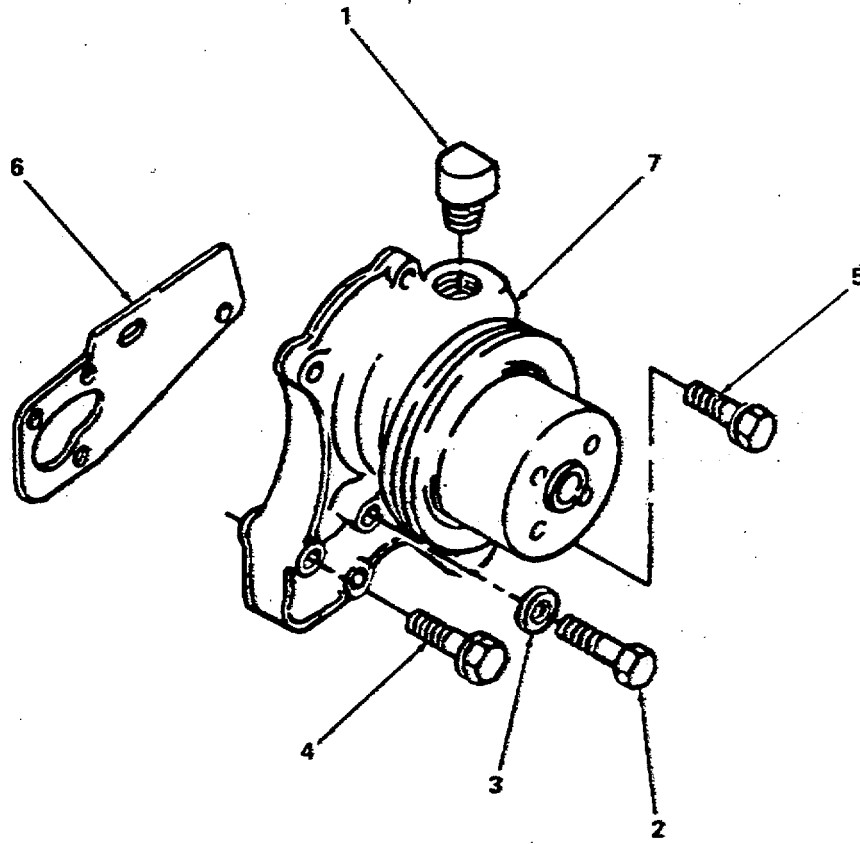


Figure 28. Water Pump Assembly.

**SECTION II**

**TM 5-4320-234-20P**

(1) ITEM NO	(2) SMR CODE	(3) FSCM	(4) PART NUMBER	(5) DESCRIPTION AND USABLE ON CODES (UOC)	(6) QTY
GROUP 04 COOLING SYSTEM					
FIG. 28 WATER PUMP ASSEMBLY					
1	XAOZZ	14351	X05036	ELBOW, PIPE TO TUBE.....	1
2	XDOZZ	14351	X03319	SCREW, CAP, HEXAGON.....	1
3	XBOZZ	14351	X14134	WASHER, FLAT.....	1
4	XDOZZ	14351	X06633	SCREW, ASSEMBLED.....	2
5	PAOZZ	14351	X03979	SCREW, ASSEMBLED.....	1
6	PAOZZ	14351	F400K00340	GASKET PART OF KIT P/N F4UD2004 PART.....	1
				OF KIT P/N F6U04001.....	
7	PBOZZ	14351	F162K39710	PUMP ASSEMBLY, WATER.....	1

END OF FIGURE

SECTION II

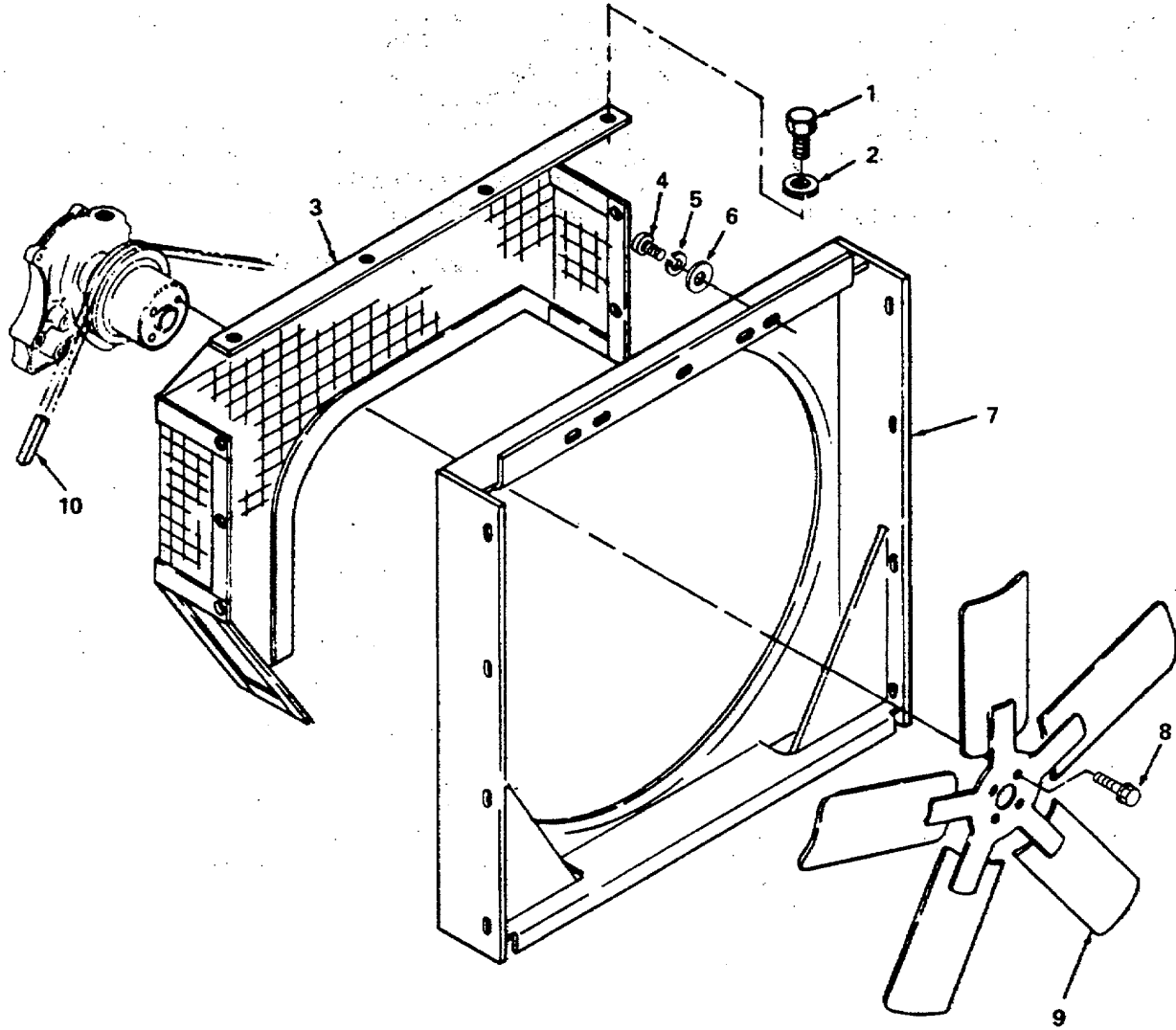


Figure 29. Fan Assembly.

4781-029

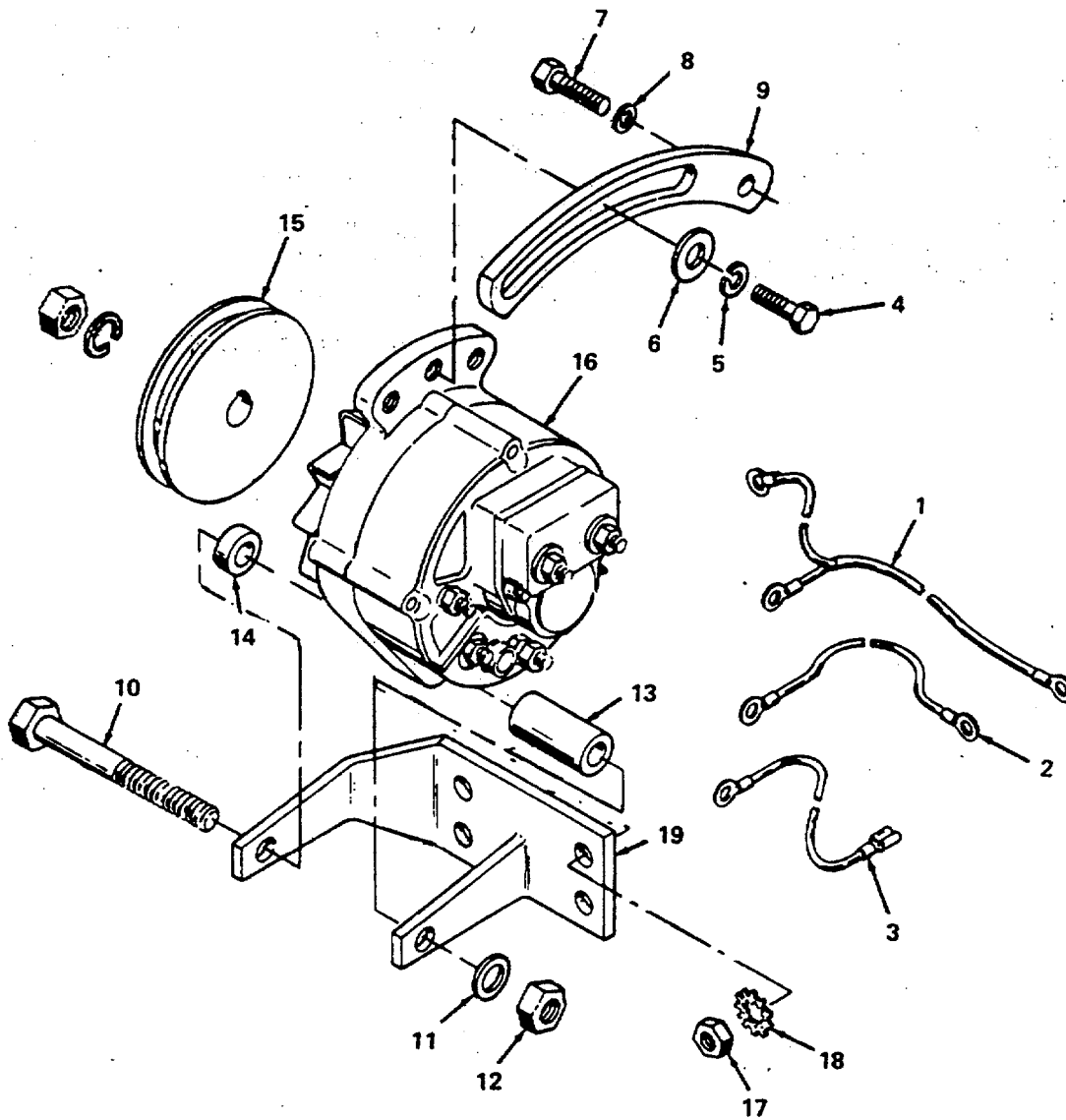
**SECTION II**

**TM 5-4320-234-20P**

(1) ITEM NO	(2) SMR CODE	(3) FSCM	(4) PART NUMBER	(5) DESCRIPTION AND USABLE ON CODES (UOC)	(6) QTY
GROUP 04 COOLING SYSTEM					
FIG. 29 FAN ASSEMBLY					
1	XDOZZ	14351	X05798	SCREW, ASSEMBLED .....	9
2	XDOZZ	14351	X01373	WASHER, FLAT.....	21
3	XDOZZ	14351	PF218P00412	GUARD, FAN.....	1
4	XDOZZ	14351	X03762	SCREW, MACHINE .....	12
5	XDOZZ	14351	X00201	WASHER, LOCK.....	12
6	XDOZZ	14351	X01373	WASHER, FLAT.....	12
7	XDOZZ	14351	PF218P00415	SHROUD, FAN.....	1
8	XDOZZ	14351	X02975	SCREW, ASSEMBLED .....	4
9	PBOZZ	14351	F162K00436	IMPELLER, FAN, AXIAL.....	1
10	PAOZZ	14351	X27001460	BELT, FAN.....	1

END OF FIGURE

SECTION II



4781-030

Figure 30. Alternator and Mounting Parts.

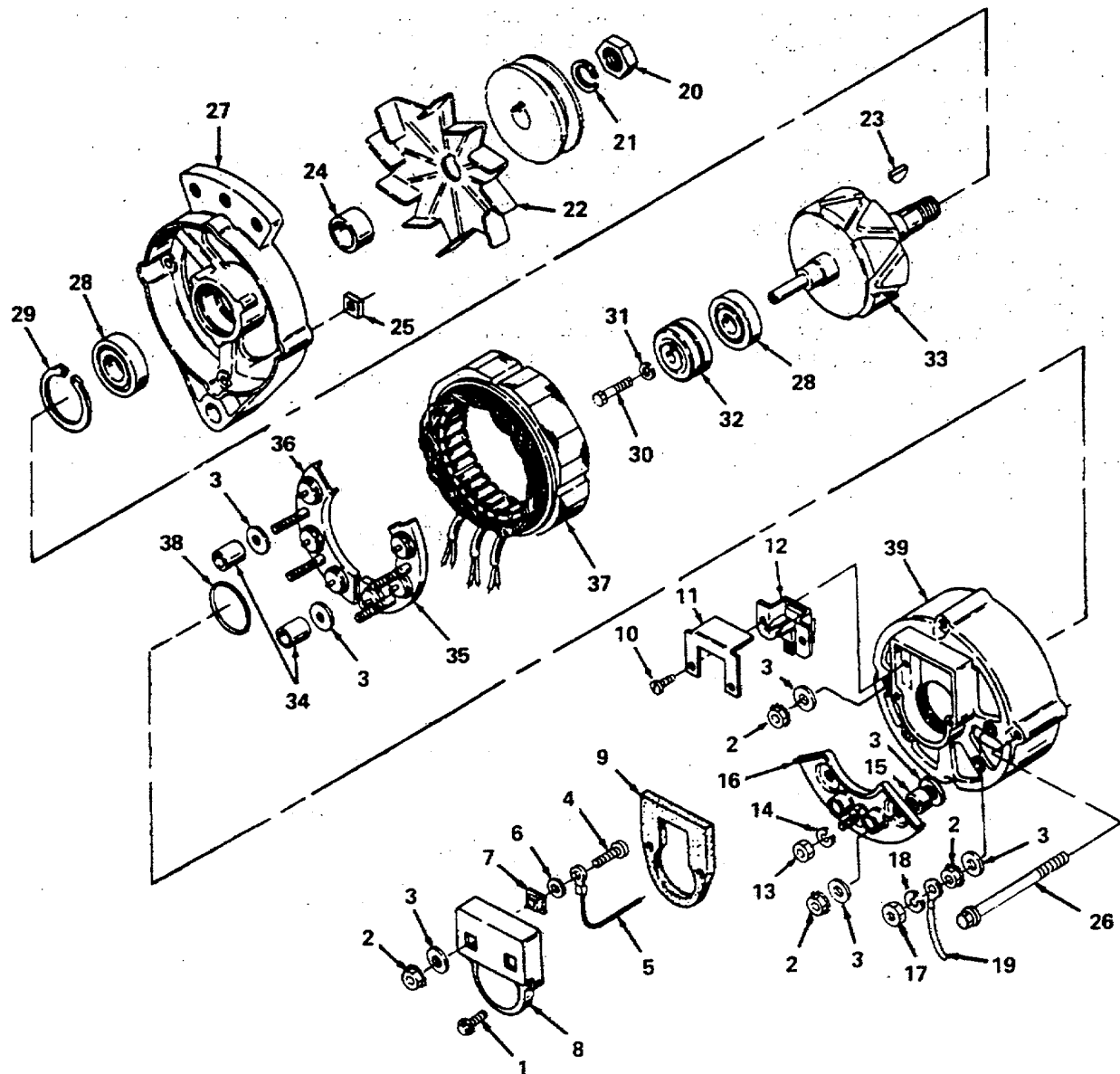
SECTION II

TM 5-4320-234-20P

(1) ITEM NO	(2) SMR CODE	(3) FSCM	(4) PART NUMBER	(5) DESCRIPTION AND USABLE ON CODES (UOC)	(6) QTY
GROUP 05 ELECTRICAL SYSTEM					
FIG. 30 ALTERNATOR AND MOUNTING PARTS					
1	PBOZZ	14351	F600M00446	CABLE, REGULATOR .....	1
2	XBOZZ	14351	FW00305200	LEAD, ELECTRICAL .....	1
3	XBOZZ	14351	FW00306200	LEAD, ELECTRICAL .....	1
4	XDOZZ	14351	X03159	SCREW, CAP, HEXAGON .....	1
5	PAOZZ	14351	X00202B	WASHER, LOCK .....	10
6	XDOZZ	14351	X14186	WASHER, FLAT .....	3
7	XDOZZ	14351	X03593	SCREW, CAP, HEXAGON .....	4
8	PAOZZ	14351	X00203	WASHER, LOCK .....	12
9	XBOZZ	14351	F401M00201	STRAP .....	1
10	XDOZZ	14351	X03519	SCREW, CAP, HEXAGON .....	1
11	XDOZZ	14351	X14288	WASHER, FLAT .....	1
12	XDOZZ	14351	X18388	NUT, PLAIN, HEXAGON .....	1
13	XDOZZ	14351	X14247	SPACER .....	1
14	XDOZZ	14351	R602M00212	SPACER .....	1
15	XDOZZ	14351	F401M00416	PULLEY ALTERNATOR .....	1
16	PBOFF	31211	MA24-900G	GENERATOR, ENGINE AC .....	1
17	XBOZZ	14351	13XX01802G	NUT, PLAIN, HEXAGON .....	4
18	PAOZZ	96906	MS45904-76	WASHER, LOCK .....	4
19	XBOZZ	14351	F600M00385	BRACKET .....	1

END OF FIGURE





4781-031

Figure 31. Alternator Assembly.

SECTION II

TM 5-4320-234-20P

(1) ITEM NO	(2) SMR CODE	(3) FSCM	(4) PART NUMBER	(5) DESCRIPTION AND USABLE ON CODES (UOC)	(6) QTY
-------------------	--------------------	-------------	-----------------------	--	------------

GROUP 05 ELECTRICAL SYSTEM

FIG. 31 ALTERNATOR ASSEMBLY

5	XDOZZ	31211	30C44557A14	.CABLE .....	2
12	PAOZZ	31211	39C44355B04	.HOLDER ASSEMBLY, ELE.....	1

END OF FIGURE

31-1

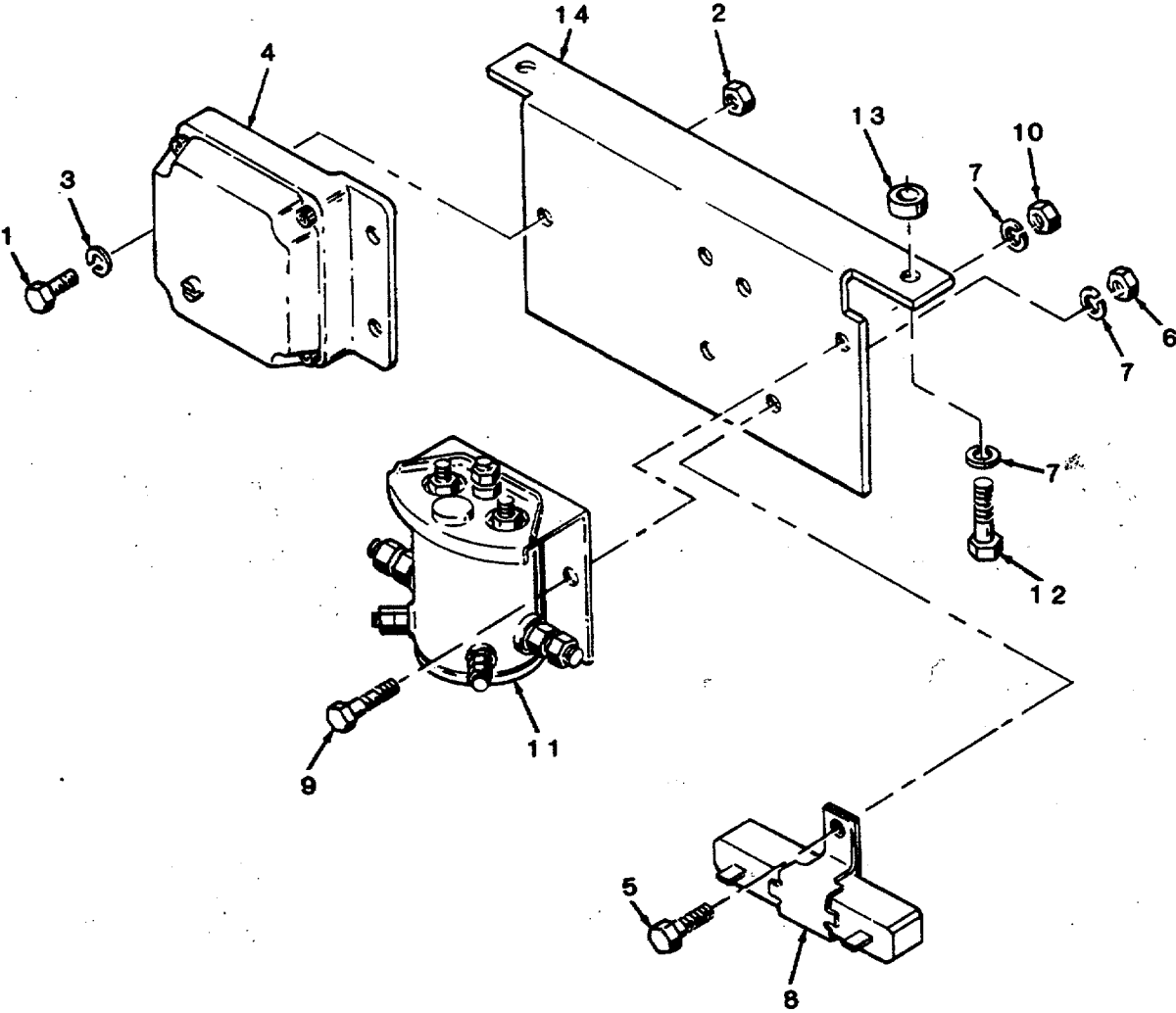


Figure 32. Voltage Regulator, Polarity Protector, and Mounting Parts.

SECTION II

TM 5-4320-234-20P

(1) ITEM NO	(2) SMR CODE	(3) FSCM	(4) PART NUMBER	(5) DESCRIPTION AND USABLE ON CODES (UOC)	(6) QTY
-------------------	--------------------	-------------	-----------------------	--	------------

GROUP 05 ELECTRICAL SYSTEM

FIG. 32 VOLTAGE REGULATOR, POLARITY PROTECTOR AND MOUNTING PARTS

1	XDOZZ	14351	13XX03938	SCREW, CAP, HEXAGON.....	3
2	XDOZZ	14351	13XX01800C	NUT, PLAIN, HEXAGON.....	3
3	XDOZZ	14351	13XX00201	WASHER, LOCK.....	3
4	PAOZZ	31211	5-158	REGULATOR, VOLTAGE .....	1
5	XDOZZ	14351	X03236	BOLT, MACHINE .....	1
6	PAOZZ	14351	X01801E	NUT, PLAIN, HEXAGON.....	1
7	PAOZZ	14351	X00202B	BOLT, MACHINE .....	3
8	XDOZZ	14351	F600M00448	RESISTOR.....	1
9	XDOZZ	14351	X03078	SCREW, CAP, HEXAGON.....	2
10	XDOZZ	14351	X01800C	NUT, PLAIN, HEXAGON.....	2
11	PBOZZ	14351	F600M00386	PROTECTOR, POLARITY .....	1
12	XDOZZ-14351		X02912	SCREW, CAP, HEXAGON.....	2
13	XBOZZ	14351	X14426	..SPACER 11/32 IN.ID, 5/8 IN.OD, 3/8 IN. LG .....	2
14	XBOZZ	14351	F600M00387	BRACKET MOUNTING .....	1

END OF FIGURE

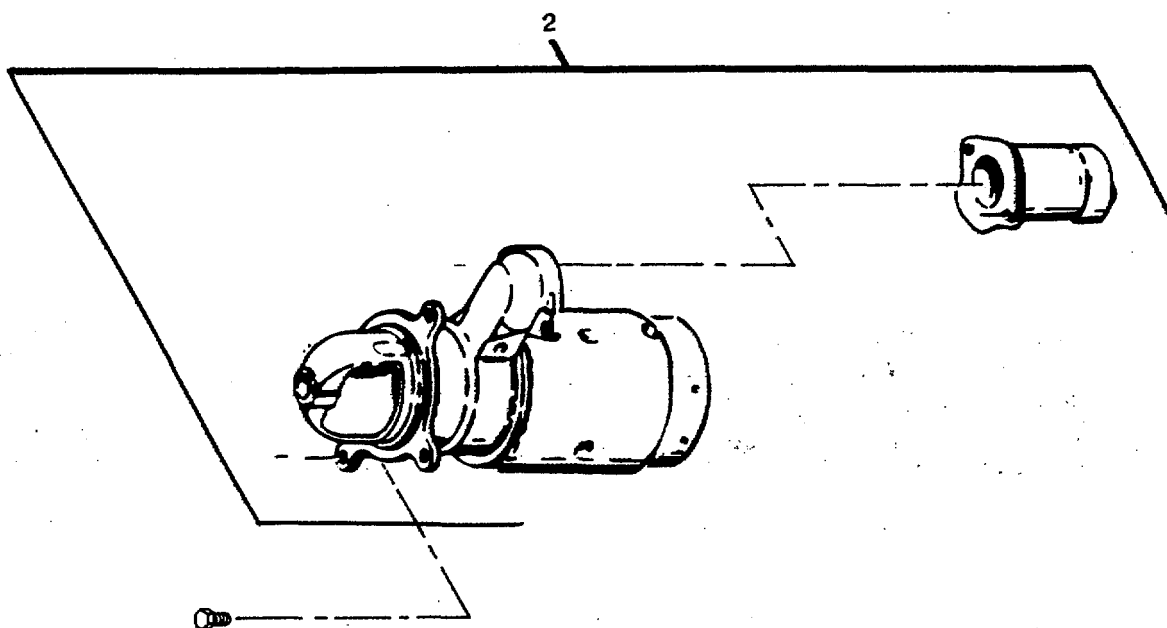


Figure 33. Starting Motor Assembly

SECTION II

TM 5-4320-234-20P

(1) ITEM NO	(2) SMR CODE	(3) FSCM	(4) PART NUMBER	(5) DESCRIPTION AND USABLE ON CODES (UOC)	(6) QTY
-------------------	--------------------	-------------	-----------------------	--	------------

GROUP 05 ELECTRICAL SYSTEM

FIG. 33 STARTING MOTOR ASSEMBLY

1	PBOZZ	14351	X03979	SCREW,ASSEMBLED .....	3
2	PBOFF	16764	1108271	STARTER ASSEMBLY .....	1

END OF FIGURE

33-1

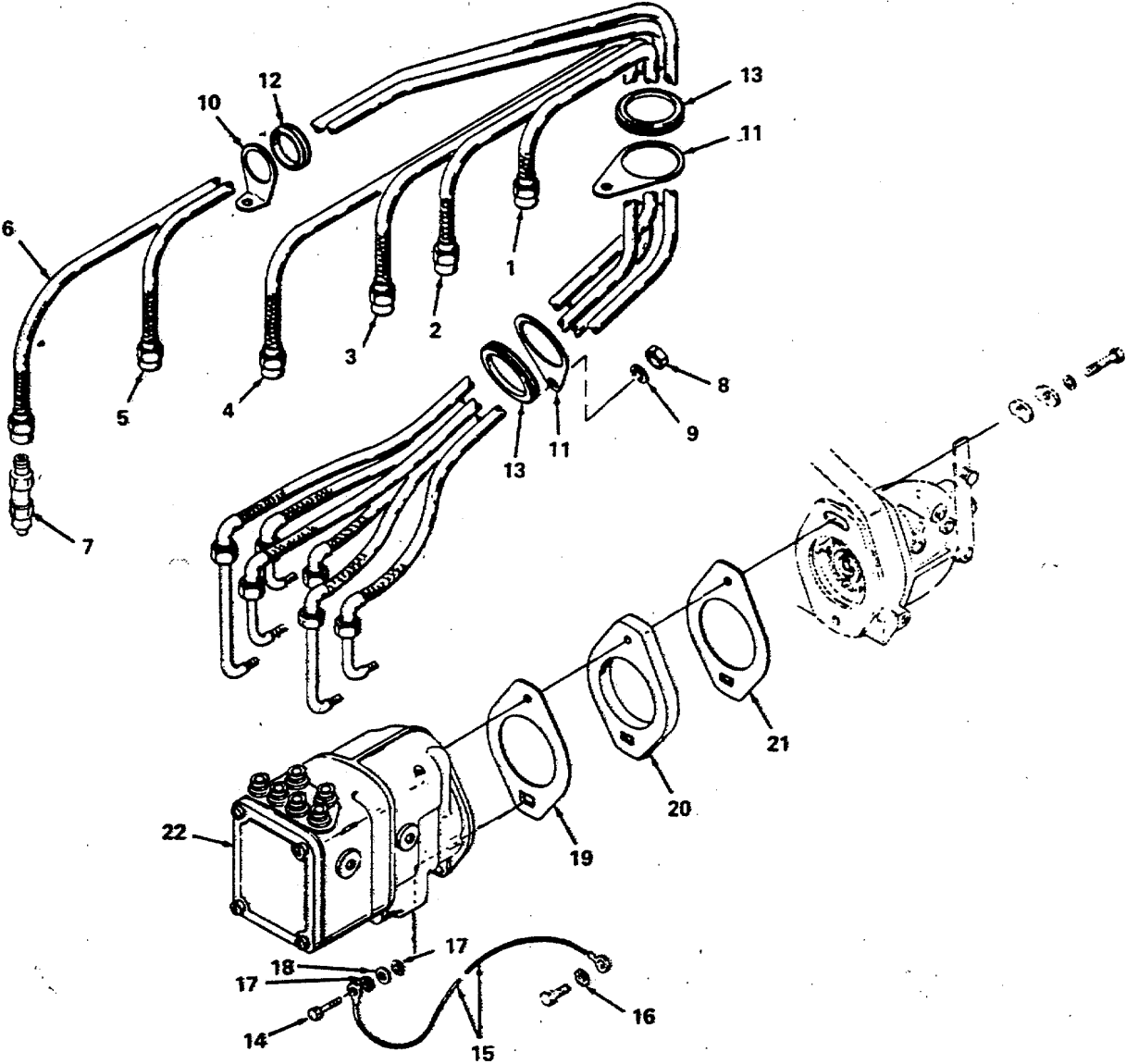


Figure 34. Ignition Components

SECTION II

TM 5-4320-234-20P

(1) ITEM NO	(2) SMR CODE	(3) FSCM	(4) PART NUMBER	(5) DESCRIPTION AND USABLE ON CODES (UOC)	(6) QTY
-------------------	--------------------	-------------	-----------------------	--	------------

GROUP 05 ELECTRICAL SYSTEM

FIG. 34 IGNITION COMPONENTS

1	XDOZZ	14351	RW00397190	CABLE, IGNITION NO.1 .....	1
2	PBOZZ	14351	RW00398230	CABLE, IGNITION NO.2 .....	1
3	PBOZZ	14351	RW00399270	LEAD, IGNITION, ENGIN.....	1
4	PBOZZ	14351	RW00399290	CABLE ASSEMBLY, SPEC.....	1
5	PBOZZ	14351	RW00397340	LEAD, ELECTRICAL .....	1
6	PBOZZ	14351	RW00398380	CABLE, IGNITION NO.6 .....	1
7	PAOZO	14351	SP205S00021XMD	SPARK PLUG .....	6
8	PAOZZ	14351	X01802G	NUT, PLAIN, HEXAGON .....	2
9	PAOZZ	14351	X00203	WASHER, LOCK.....	2
10	XDOZZ	14351	Y69M00245	BRACKET, ANGLE .....	1
11	XDOZZ	14351	F244M00229	..GROMMET .....	1
12	XDOZZ	14351	D600M00287	GROMMET .....	1
13	XDOZZ	14351	X01575	GROMMET .....	1
14	XDOZZ	14351	13XX03299	SCREW, MACHINE .....	1
17	PAOZZ	96906	MS45904-76	WASHER, LOCK.....	2
18	XDOZZ	14351	13XX14327	WASHER, FLAT.....	1
19	PAOZZ	14351	F244M00220	GASKET .....	1
20	XDOZZ	14351	F600M00225	SPACER .....	1
21	PAOZZ	50740	F140M00232	GASKET PART OF KIT P/N F4U02004.....	2
22	PBOZZ	82796	FMZE6B16P	MAGNETO ASSEMBLY .....	1

END OF FIGURE



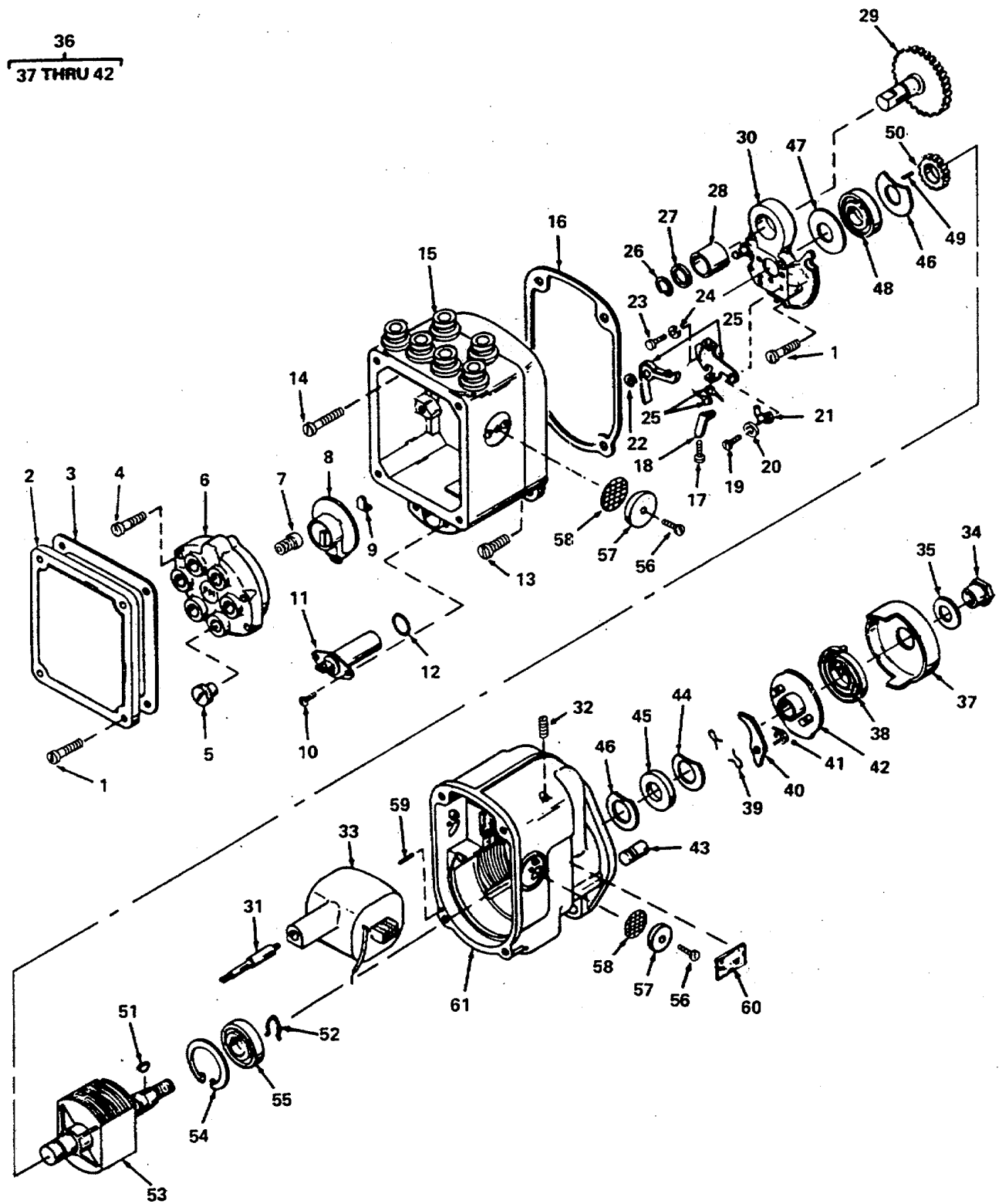


Figure 35. Magneto Assembly.

SECTION II

TM 5-4320-234-20P

(1) ITEM NO	(2) SMR CODE	(3) FSCM	(4) PART NUMBER	(5) DESCRIPTION AND USABLE ON CODES (UOC)	(6) QTY
GROUP 05 ELECTRICAL SYSTEM					
FIG. 35 MAGNETO ASSEMBLY					
1	PAOZZ	80212	S581	.SCREW, MACHINE .....	7
2	XBOZZ	82796	C800A	.COVER, END CAP.....	1
3	PAOZZ	82796	D682A	.GASKET .....	1
4	XDOZZ	88044	AN500A8-9	.SCREW, MACHINE .....	4
5	XDOZZ	82796	B2741X	.KNOB, OUTLET, CABLE .....	6
6	XBOZZ	82796	W2474X	.BLOCK, INSULATION.....	1
7	XBOZZ	82796	E2460B	.BRUSH, ELECTRICAL CO.....	1
8	XBOZZ	82796	Z2765X	.ROTOR, IGNITION DIST .....	1
9	XBOZZ	82796	A2766	.CLIP .....	1
10	XDOZZ	82796	6S6D	.SCREW, MACHINE .....	2
11	PBOZZ	82796	HX2433	.CAPACITOR, FIXED.....	1
12	PAOZZ	82796	P2473	.PACKING, PREFORMED.....	1
13	XDOZZ	82796	10S12D	.SCREW, MACHINE .....	2
14	XDOZZ	82796	10S22D	.SCREW, MACHINE .....	2
15	XBOZZ	82796	Z2430A	.CAP, END .....	1
16	XDOZZ	82796	M2498	.GASKET, END CAP.....	1
17	XDOZZ	82796	6S6Z	.SCREW LOCKWASH .....	1
18	XDOZZ	82796	H2513	.SPRING, FLAT.....	1
19	PAOZZ	16764	453696	.SCREW, ASSEMBLED WAS .....	1
20	PAOZZ	82796	B5969	.WASHER, FLAT.....	1
21	XBOZZ	82796	G2788	.CAM WICK AND HOLDER.....	1
22	XBOZZ	82796	C1498G	.RING, RETAINING.....	1
23	XDOZZ	21387	10004028	.SCREW, ASSEMBLED WAS .....	1
24	PAOZZ	82796	D2458	.WASHER, FLAT.....	1
25	PAOZZ	82796	A2437AX	.CONTACT SET, DISTRIB .....	1
26	XBOZZ	82796	D1498	.RING, RETAINING.....	1
27	XBOZZ	82796	B2665	.SPACER, BEARING.....	1
28	XAOZZ	82796	C5949C	.BEARING, SLEEVE .....	2
29	XAOZZ	82796	VX5939X	.GEAR, DISTRIBUTOR.....	1
30	XAOZZ	82796	CY4631	.SUPPORT, BEARING .....	1
31	XAOZZ	82796	E983B	.SUPPRESSOR ASSY .....	1
32	PAOZZ	82796	255510A	.SETSCREW.....	2
33	XAOZZ	82796	P2477C	.COIL, MAGNETO.....	1
34	XDOZZ	82796	U2570	.NUT, SPECIAL.....	1
35	XDOZZ	82796	B5931B	.WASHER .....	1
36	XAOZZ	82796	RU2563C	.COUPLING ASSEMBLY.....	1
37	XAOZZ	82796	N5957	..SHELL, COUPLING .....	1
38	XAOZZ	82796	E2565	..SPRING, SPIRAL, TORSI .....	1
39	XAOZZ	82796	D1498J	..SPRING, LOCK.....	2
40	XAOZZ	82796	Q2566	..PAWL.....	2
41	XAOZZ	82796	T5963	..SPRING, PAWL .....	2
42	XAOZZ	82796	S2563	..HUB .....	1
43	XDOZZ	82796	S2568	...PIN, STRAIGHT, THREAD.....	1
44	XAOZZ	82796	A2492A	.WASHER, OUTER.....	1
45	XBOZZ	82796	G3861	...GASKET .....	1
46	XAOZZ	82796	A2492C	.WASHER, INNER .....	2
47	XAOZZ	82796	E2493	.WASHER, RETAINING .....	1
48	XAOZZ	82796	D5949A	.BEARING, ROLLER, CYLI .....	1

## SECTION II

TM 5-4320-234-20P

(1) ITEM NO	(2) SMR CODE	(3) FSCM	(4) PART NUMBER	(5) DESCRIPTION AND USABLE ON CODES (UOC)	(6) QTY
49	XDOZZ	82796	D2533	...PIN, STRAIGHT, HEADLE .....	1
50	XAOZZ	82796	P5952	.GEAR, ROTOR .....	1
51	PAOZZ	82796	3K1	.KEY.....	1
52	XAOZZ	82796	B1498D	.CLIP, RETAINING.....	1
53	XAOZZ	82796	NS2480	.ROTOR, MAGNETIC .....	1
54	XAOZZ	82796	B1498B	.RING, RETAINING.....	1
55	XAOZZ	82796	C5949	.BEARING, DRIVE END.....	1
56	PAOZZ	96906	MS35206-228	.SCREW, MACHINE .....	2
57	XBOZZ	82796	A1232	.HOOD, VENT SHIELD, MA.....	4
58	XBOZZ	82796	A6032A	.FILTERING DISK, FLUI.....	4
59	XAOZZ	82796	G2533	.PIN, DOWEL.....	2
60	XAOZZ	82796	A195	.PLATE.....	1
61	XAOZZ	82796	UW2425	.HOUSING .....	1

END OF FIGURE

35-2

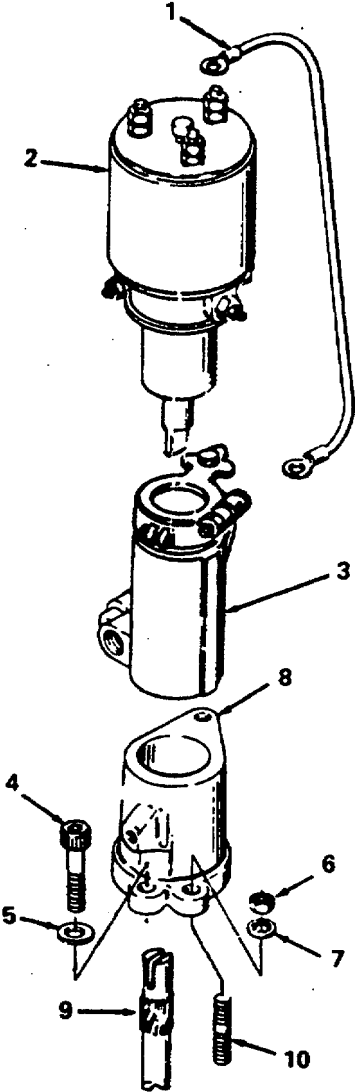


Figure 36. Engine Overspeed Governor and Adapter.

SECTION II

TM 5-4320-234-20P

(1) ITEM NO	(2) SMR CODE	(3) FSCM	(4) PART NUMBER	(5) DESCRIPTION AND USABLE ON CODES (UOC)	(6) QTY
-------------------	--------------------	-------------	-----------------------	--	------------

GROUP 05 ELECTRICAL SYSTEM

FIG. 36 ENGINE OVERSPEED GOVERNOR AND ADAPTER

1	XBOZZ	14351	FW00300060	WIRE, ELECTRICAL.....	1
8	XBOZZ	14351	F244M00307	ADAPTER, MAGNETO .....	1
9	XAOZZ	14351	F600M02160	SHAFT, DRIVE .....	1
10	XDOZZ	14351	X04182	STUD, PLAIN.....	1

END OF FIGURE

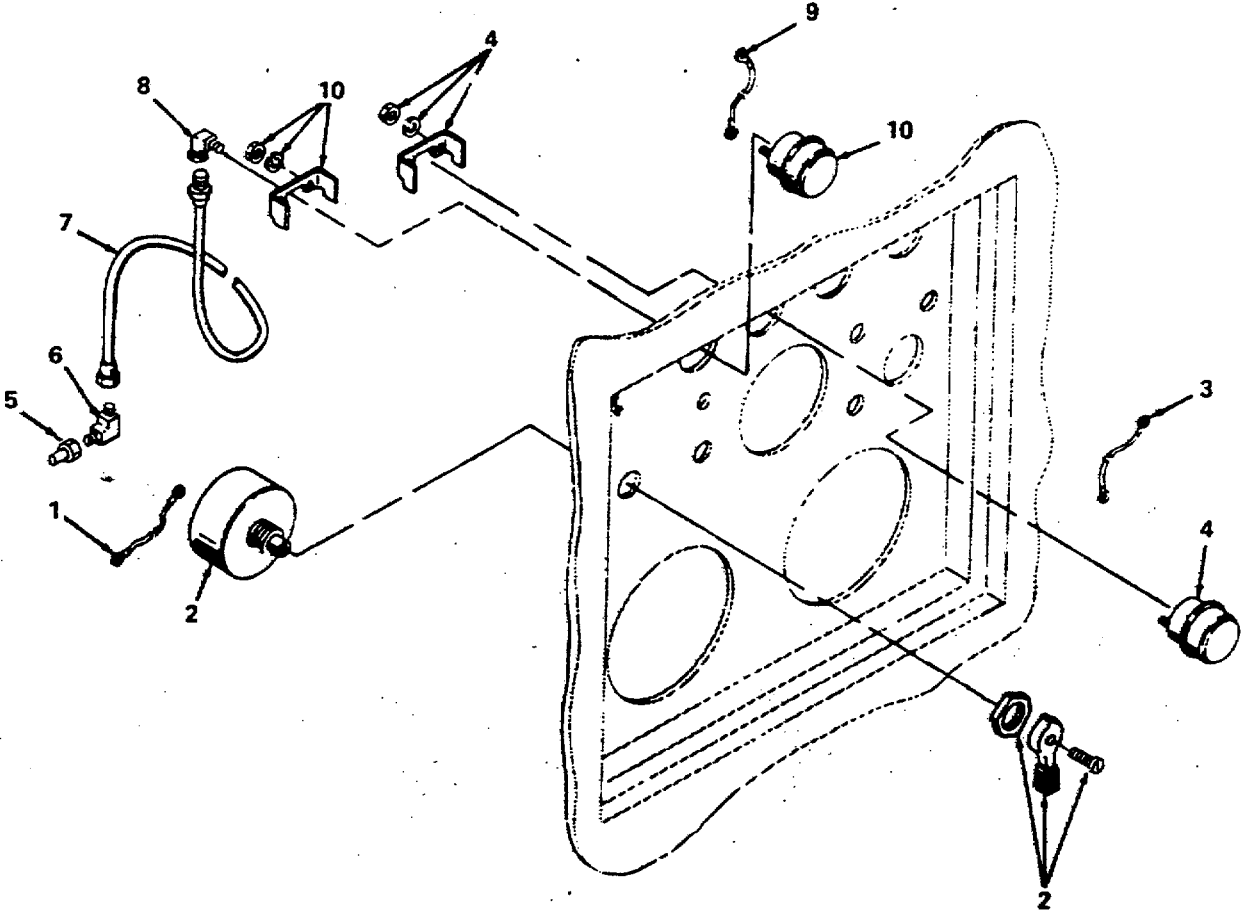


Figure 37. Engine Safety Switches.

4781-037

**SECTION II**

**TM 5-4320-234-20P**

(1) ITEM NO	(2) SMR CODE	(3) FSCM	(4) PART NUMBER	(5) DESCRIPTION AND USABLE ON CODES (UOC)	(6) QTY
-------------------	--------------------	-------------	-----------------------	--	------------

GROUP 05 ELECTRICAL SYSTEM

FIG. 37 ENGINE SAFETY SWITCHES

1	XBOZZ	14351	FW00283180	WIRE ASSEMBLY .....	1
2	XDOZZ	14351	X07595	SWITCH, BATTERY DISCONNECT .....	1
3	XBOZZ	14351	FW00302060	WIRE, ELECTRICAL.....	1
4	PBOZZ	14351	F244K00240	SWITCH, THERMOSTATIC.....	1
5	XBOZZ	14351	X12190	BUSHING, PIPE.....	1
6	XDOZZ	14351	X12489	ELBOW, PIPE.....	1
7	PAOZZ	14351	X08016240	HOSE ASSEMBLY.....	1
8	XDOZZ	14351	X12047	ELBOW.....	1
9	XBOZZ	14351	FW00302100	WIRE, ELECTRICAL.....	1
10	PBOZZ	14351	F244L00208	SWITCH.....	1

END OF FIGURE

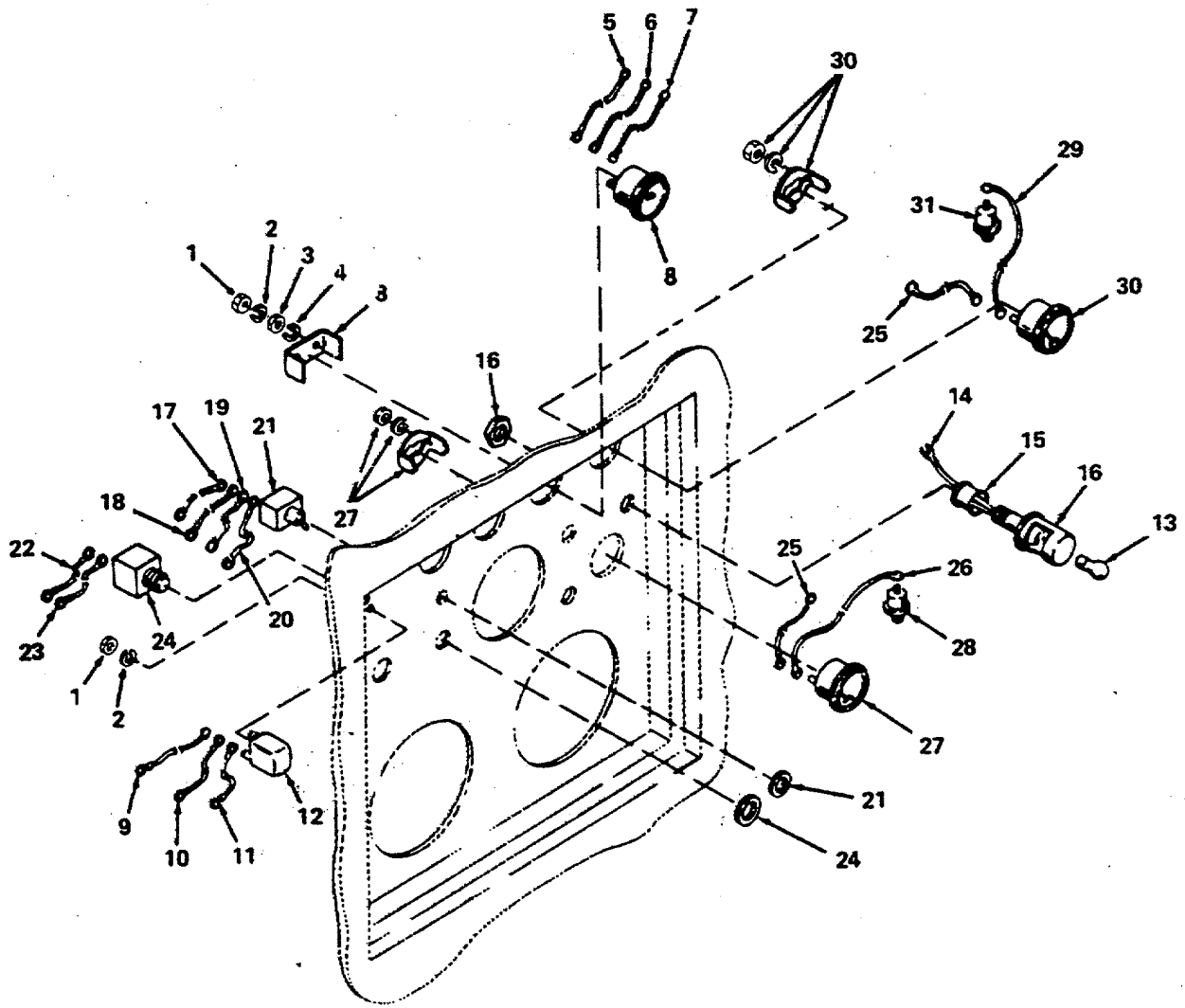


Figure 38. Control Panel Engine Controls and Instruments.

4781-038



SECTION II

TM 5-4320-234-20P

(1) ITEM NO	(2) SMR CODE	(3) FSCM	(4) PART NUMBER	(5) DESCRIPTION AND USABLE ON CODES (UOC)	(6) QTY
GROUP 05 ELECTRICAL SYSTEM					
FIG. 38 CONTROL PANEL ENGINE CONTROLS AND INSTRUMENTS					
1	PAOZZ	96906	MS35649-262	NUT, PLAIN, HEXAGON.....	4
2	XDOZZ	14351	13XX00219A	WASHER, LOCK.....	4
3	PAOZZ	14351	13XX01896	NUT, PLAIN, HEXAGON.....	2
4	PAOZZ	14351	13XX00260	WASHER, LOCK.....	2
5	XBOZZ	14351	FW00297300	WIRE, ELECTRICAL.....	1
6	XBOZZ	14351	FW00298120	WIRE, ELECTRICAL.....	1
7	XBOZZ	14351	FW00299120	WIRE, ELECTRICAL.....	1
8	PAOZZ	14351	F600M00270	AMMETER AND CLAMP.....	1
9	XBOZZ	14351	FW00304500	WIRE, ELECTRICAL.....	1
10	XBOZZ	14351	FW00304180	WIRE, ELECTRICAL.....	1
11	XBOZZ	14351	FW00304060	WIRE, ELECTRICAL.....	1
12	XDOZZ	14351	F600M00272	RELAY, ELECTROMAGNET.....	1
13	PAOZZ	14351	F244M00228	..LAMP, INCANDESCENT 24 V.....	1
14	MFOZZ	14351	X01288	LUG, TERMINAL.....	1
15	XBOZZ	14351	X14281	SPACER.....	1
16	XBOZZ	14351	F244M00338	LIGHT, PANEL.....	1
17	XBOZZ	14351	FW00302500	WIRE, ELECTRICAL.....	1
18	XBOZZ	14351	FW00300300	WIRE, ELECTRICAL.....	1
19	XBOZZ	14351	F00299160	WIRE, ELECTRICAL.....	1
20	XBOZZ	14351	FW00302040	WIRE, ELECTRICAL.....	1
21	PAOZZ	14351	R602M00255	SWITCH, TOGGLE.....	1
22	XBOZZ	14351	FW00303300	WIRE, ELECTRICAL.....	1
23	XBOZZ	14351	FW00304060	WIRE, ELECTRICAL.....	1
24	XDOZZ	14351	F22600M213	SWITCH, PUSH.....	1
25	XBOZZ	14351	FW00301120	WIRE, ELECTRICAL.....	2
26	XBOZZ	14351	FW00243300	WIRE, ELECTRICAL.....	1
27	XDOZZ	14351	F244L00304	GAGE, OIL PRESSURE.....	1
28	PBOZZ	14351	F244L00305	TRANSMITTER, PRESSUR.....	1
29	XBOZZ	14351	FW00250140	WIRE, ELECTRICAL.....	1
30	XDOZZ	14351	SD802M00317	GAGE, WATER.....	1
31	PBOZZ	14351	SD802M00315	TRANSMITTER, PRESSUR.....	1

END OF FIGURE

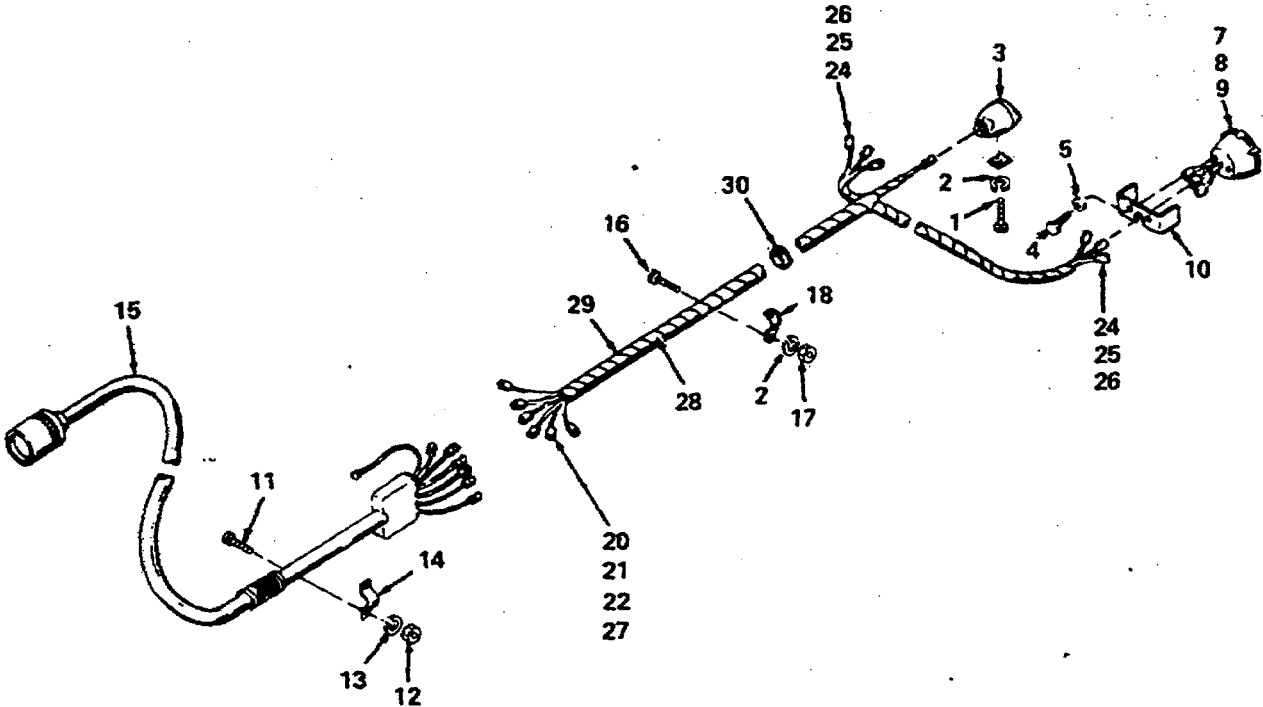



Figure 39. Lights and Wiring Harness.

SECTION II

TM 5-4320-234-20P

(1) ITEM NO	(2) SMR CODE	(3) FSCM	(4) PART NUMBER	(5) DESCRIPTION AND USABLE ON CODES (UOC)	(6) QTY
GROUP 05 ELECTRICAL SYSTEM					
FIG. 39 LIGHTS AND WIRING HARNESS					
1	PAOZZ	96906	MS90727-31	BOLT, MACHINE .....	1
2	XDOZZ	96906	MS35338-45	WASHER, LOCK.....	9
3	PBOZO	96906	MS51302-1	STOP LIGHT, VEHICULA .....	1
4	PBOZZ	96906	MS90725-58	SCREW, CAP, HEXAGON H .....	4
5	PBOZF	96906	MS35338-46	WASHER, LOCK .....	4
6	XDOZZ	05748	58133SA	LIGHT ASSEMBLY .....	2
7	XAOZZ	00000	8338566	.SHELL, FEMALE.....	3
8	XBOZZ	00000	8338567	.WASHER .....	3
9	PAOZO	96906	MS51329-1	.STOP LIGHT-TAILLIGH .....	1
10	XBOZZ	05748	27059	BRACKET .....	2
11	PAOZH	96906	MS90725-6	SCREW, CAP, HEXAGON H .....	2
12	XDOZH	96906	MS35690-402	NUT, PLAIN, HEXAGON .....	2
13	PAOZF	96906	MS35338-44	WASHER, LOCK.....	2
14	XDOZZ	05748	27189	CLAMP.....	1
15	XAOZZ	05748	31524SA	CONNECTOR .....	1
16	PAOZZ	96906	MS90725-33	BOLT, MACHINE .....	8
17	XBOZF	96906	MS35690-502	NUT, PLAIN, HEXAGON .....	8
18	XDOZZ	93736	3-4TW	CLAMP, LOOP .....	8
19	XAOZZ	00000	8338565	CONNECTOR ASSEMBLY .....	6
20	XAOZA	96906	MS27148-2	.PLUG, TIP.....	1
21	XAOZZ	00000	8338566	.SHELL, MALE .....	1
22	PAOZZ	19207	8338567	.WASHER, SLOTTED.....	1
23	XB0ZO	00000	8338560	CONNECTOR, PLUG, ELEC.....	7
24	XAOZZ	00000	8338561	.SHELL, MALE .....	1
25	XAOZZ	00000	8338562	.SLEEVE .....	1
26	XAOZZ	00000	8338564	.JACK, TIP .....	1
27	XAOZZ	05748	31257	WIRE .....	70
28	XAOZZ	05748	17815	TAPE .....	150
29	XDOZZ	05748	57896SA	WIRING HARNESS, BRAN.....	1
30	PBOZZ	70485	2035	GROMMET, NONMETALLIC .....	5

END OF FIGURE

9  
10 THRU 19

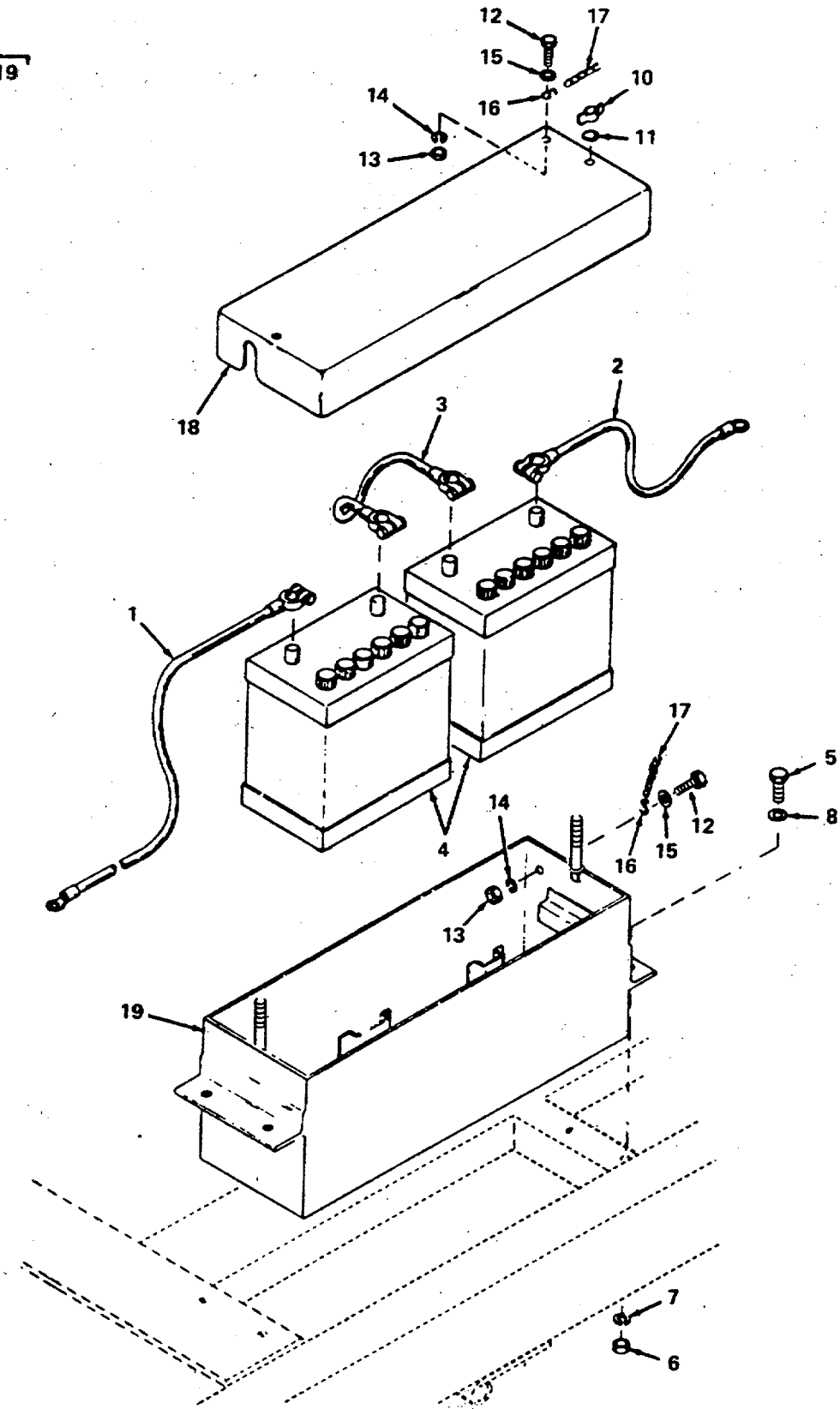


Figure 40. Batteries, Battery Box, and Cables

SECTION II

TM 5-4320-234-20P

(1) ITEM NO	(2) SMR CODE	(3) FSCM	(4) PART NUMBER	(5) DESCRIPTION AND USABLE ON CODES (UOC)	(6) QTY
-------------------	--------------------	-------------	-----------------------	--	------------

GROUP 05 ELECTRICAL SYSTEM

FIG. 40 BATTERIES, BATTERY BOX, AND CABLES

1	PBOZZ	05748	53572	CABLE, BATTERY .....	1
2	XDOZZ	05748	53573	CABLE, BATTERY .....	1
3	PBOZZ	05748	53574	CABLE, BATTERY .....	1
4	PBOZA	96906	MS35000-1	BATTERY .....	2
5	PAOZZ	96906	MS90725-8	.SCREW, CAP, HEXAGON H .....	8
6	XDOZH	96906	MS35690-402	NUT, PLAIN, HEXAGON .....	4
7	PAOZF	96906	MS35338-44	WASHER, LOCK.....	22
8	XBOZZ	78189	4014-22-00	WASHER, LOCK.....	2
9	XBOZZ	05748	57064SA	BOX ASSEMBLY .....	1
10	XDOZZ	05748	57098	.NUT, WING.....	2
11	PAOZZ	96906	MS27183-12	.WASHER, FLAT.....	2
12	PAOZF	96906	MS90725-3	.SCREW, CAP, HEXAGON H .....	2
13	XDOZH	96906	MS35690-402	.NUT, PLAIN, HEXAGON .....	2
14	PAOZF	96906	MS35338-44	.WASHER, LOCK.....	2
15	PAOZF	96906	MS27183-10	.WASHER, FLAT.....	2
16	XDOZZ	05748	30722	.HOOK, CHAIN S .....	2
17	XBOZZ	05748	27613	.CHAIN.....	1
18	XBOZZ	05748	31238SA	...COVER BTRY BOX.....	1
19	XBOZZ	05748	57100SA	.BOX, BATTERY .....	1

END OF FIGURE

1  
2 THRU 8

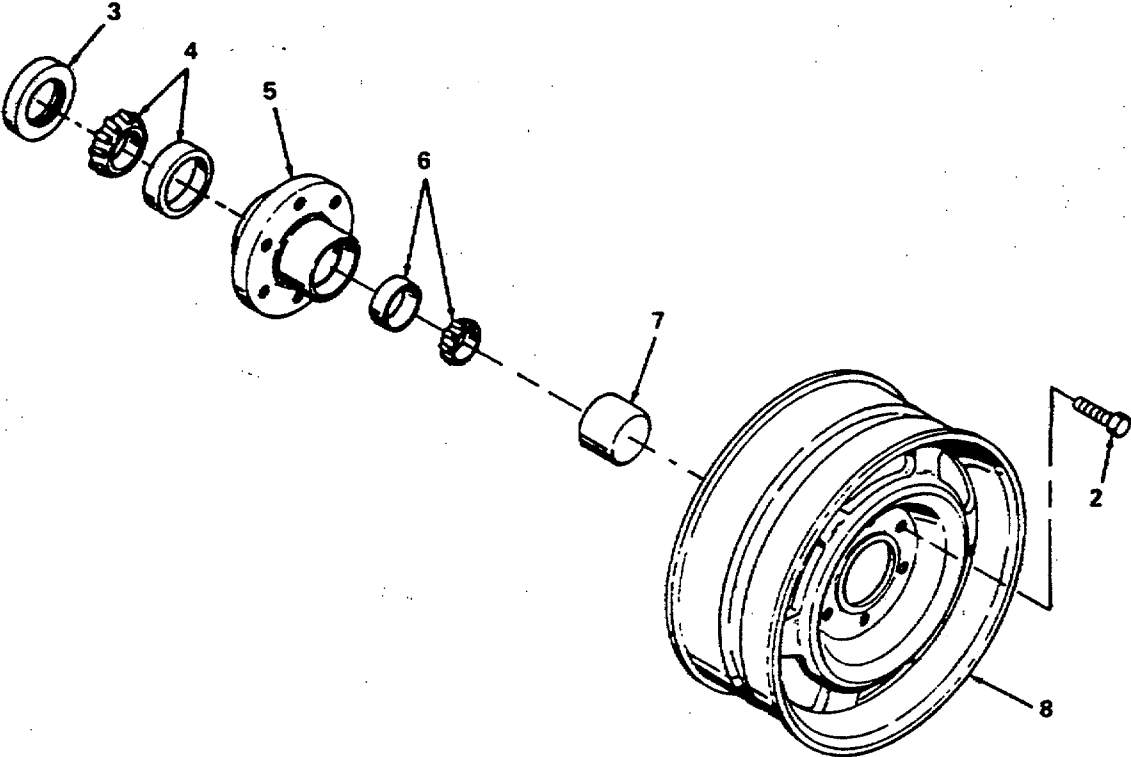


Figure 42. Wheel and Hub.

4781-042

## SECTION II

TM 5-4320-234-20P

(1) ITEM NO	(2) SMR CODE	(3) FSCM	(4) PART NUMBER	(5) DESCRIPTION AND USABLE ON CODES (UOC)	(6) QTY
-------------------	--------------------	-------------	-----------------------	--	------------

## GROUP 07 WHEELS

## FIG. 42 WHEEL AND HUB

1	XBOZZ	27767	13HRM1H	HUB ASSEMBLY .....	2
2	XDOZZ	27767	X1064	.BOLT .....	6
3	XBOZZ	27767	42385	.SEAL GREASE .....	1
4	PBOZZ	60038	25580	.CONE AND-ROLLERS, TA .....	1
5	XBOZZ	27767	86934	..HUB .....	1
6	PBOZZ	60038	LM67048	.CONE AND ROLLERS .....	1
7	XBOZZ	27767	45896	.CAP, GREASE .....	1
8	XBOZZ	27767	91905	WHEEL, PNEUMATIC .....	2

END OF FIGURE

42-1

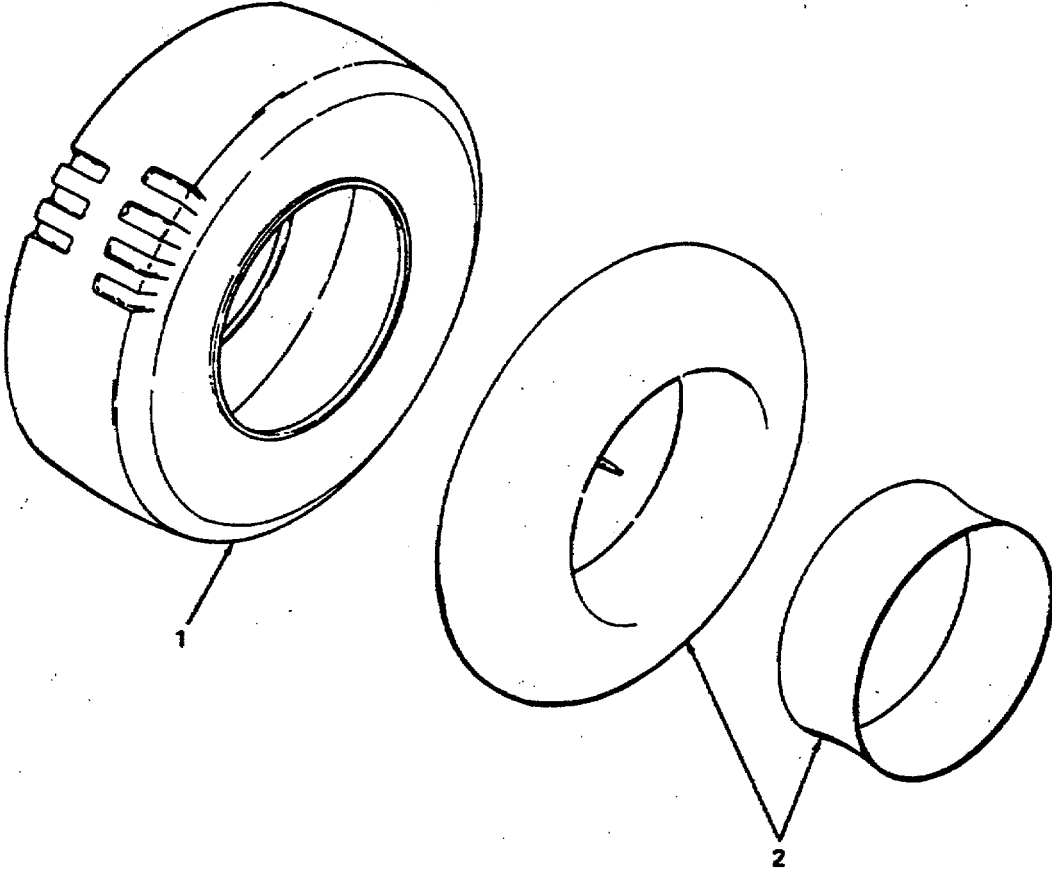


Figure 43. Tire and Tube.

4781-043



SECTION II

TM 5-4320-234-20P

(1) ITEM NO	(2) SMR CODE	(3) FSCM	(4) PART NUMBER	(5) DESCRIPTION AND USABLE ON CODES (UOC)	(6) QTY
-------------------	--------------------	-------------	-----------------------	--	------------

GROUP 07 WHEELS

FIG. 43 TIRE AND TUBE

1	PBOZZ	05748	58117	TIRE, 7.00-15 6 PLY,NYLON CORD .....	2
2	XBOZZ	05748	58118	TUBE AND FLAP .....	2

END OF FIGURE

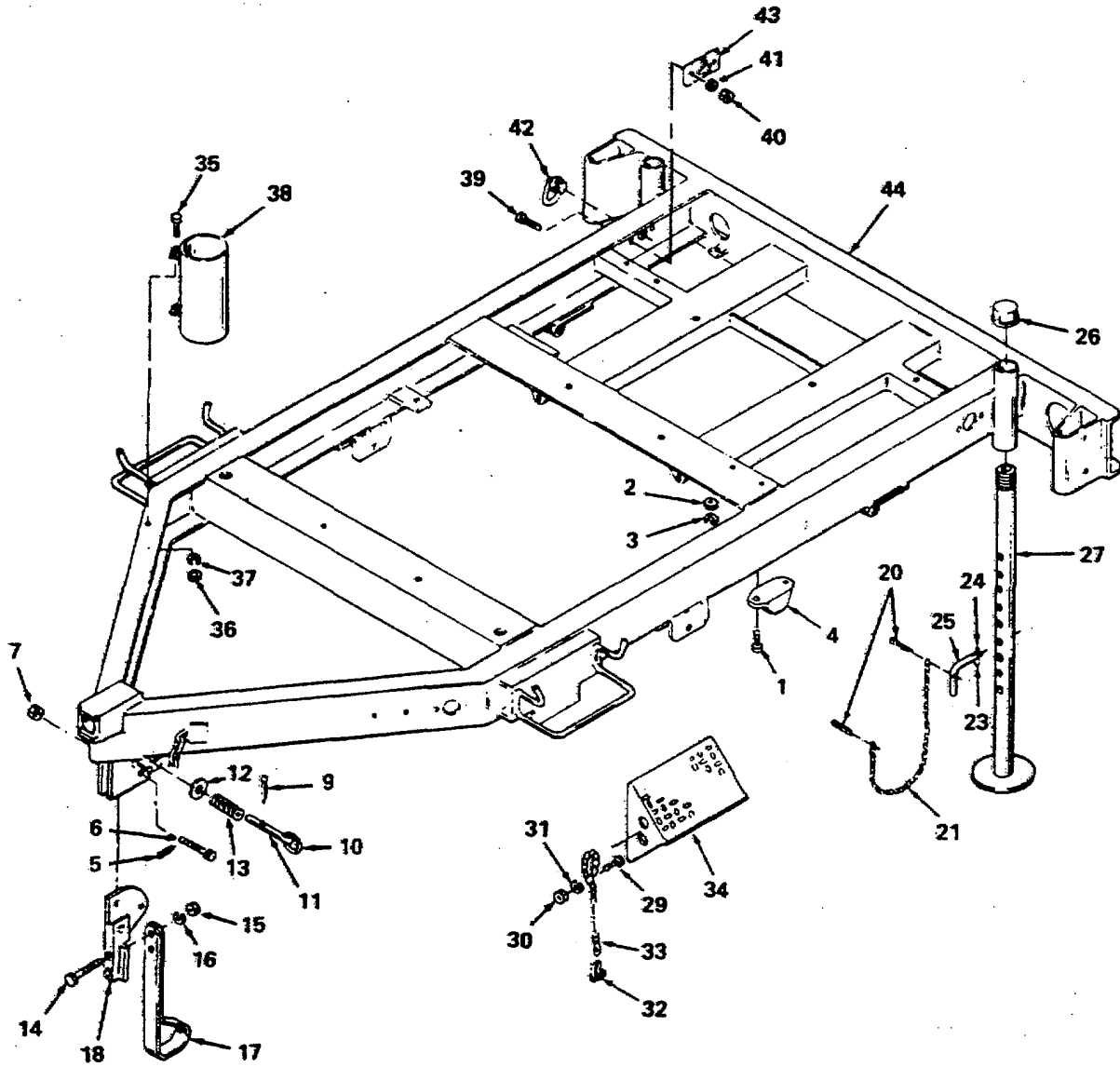
43-1

8  
9 THRU 18

19  
20 THRU 27

22  
23 THRU 25

28  
29 THRU 34



4781-044

Figure 44. Chassis Frame Assembly

## SECTION II

TM 5-4320-234-20P

(1) ITEM NO	(2) SMR CODE	(3) FSCM	(4) PART NUMBER	(5) DESCRIPTION AND USABLE ON CODES (UOC)	(6) QTY
-------------------	--------------------	-------------	-----------------------	--	------------

GROUP 08 FRAME

FIG. 44 CHASIS FRAME ASSEMBLY

28	XBOZZ	05748	58130SA	CHOCK ASSEMBLY .....	2
29	PAOZH	96906	MS90725-6	.SCREW, CAP, HEXAGON H .....	1
30	XDOZH	96906	MS35690-402	.NUT, PLAIN, HEXAGON .....	2
31	PAOZF	96906	M535338-44	.WASHER, LOCK.....	1
32	XBOZZ	78998	H112G	.SHACKLE .....	1
33	XBOZZ	05748	58165	.CHAIN.....	1
34	XBOZZ	05748	58158SA	.CHOCK, WHEEL .....	1
35	PAOZH	96906	MS90725-6	SCREW, CAP, HEXAGON H .....	14
36	XDOZH	96906	MS35690-402	NUT, PLAIN, HEXAGON .....	2
37	PAOZF	96906	MS35338-44	WASHER, LOCK.....	2
38	XDOZO	05748	27188	HOLDER PLUG.....	1
39	XDOZZ	96906	MS90725-85	SCREW, CAP, HEXAGON.....	8
40	PAOZZ	96906	MS51967-11	NUT, PLAIN, HEXAGON .....	8
41	PAOZZ	96906	MS35338-47	WASHER, LOCK.....	8
44	XAOFD	05748	57059SA	FRAME .....	1

END OF FIGURE

44-1

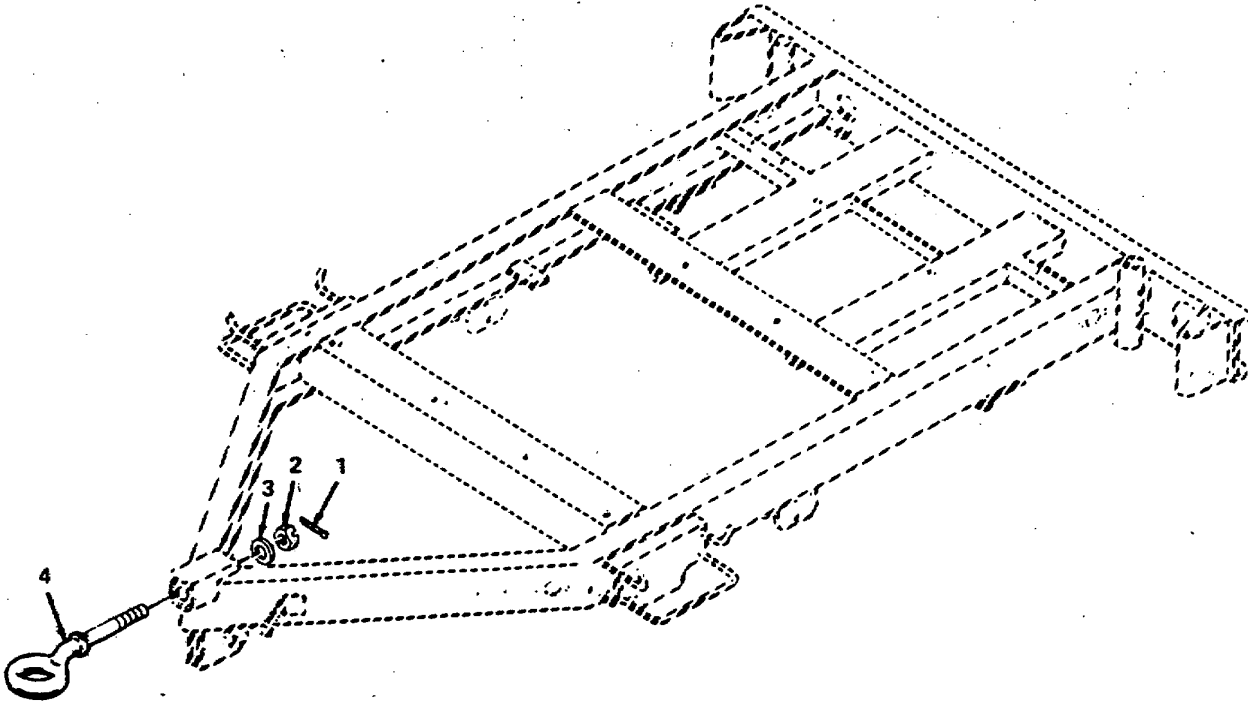


Figure 45. Towing Attachment.

4781-045

SECTION II

TM 5-4320-234-20P

(1) ITEM NO	(2) SMR CODE	(3) FSCM	(4) PART NUMBER	(5) DESCRIPTION AND USABLE ON CODES (UOC)	(6) QTY
-------------------	--------------------	-------------	-----------------------	--	------------

GROUP 08 FRAME

FIG. 45 TOWING ATTACHMENT

1	PAOZZ	96906	MS24665-627	PIN, COTTER .....	1
2	XDOZZ	05748	27593	NUT, SLOTTED, HEXAGON.....	1
3	XDOZZ	05748	27592	WASHER .....	1
4	XBOZZ	96906	MS51339-3	COUPLER, DRAWBAR.....	1

END OF FIGURE

45-1

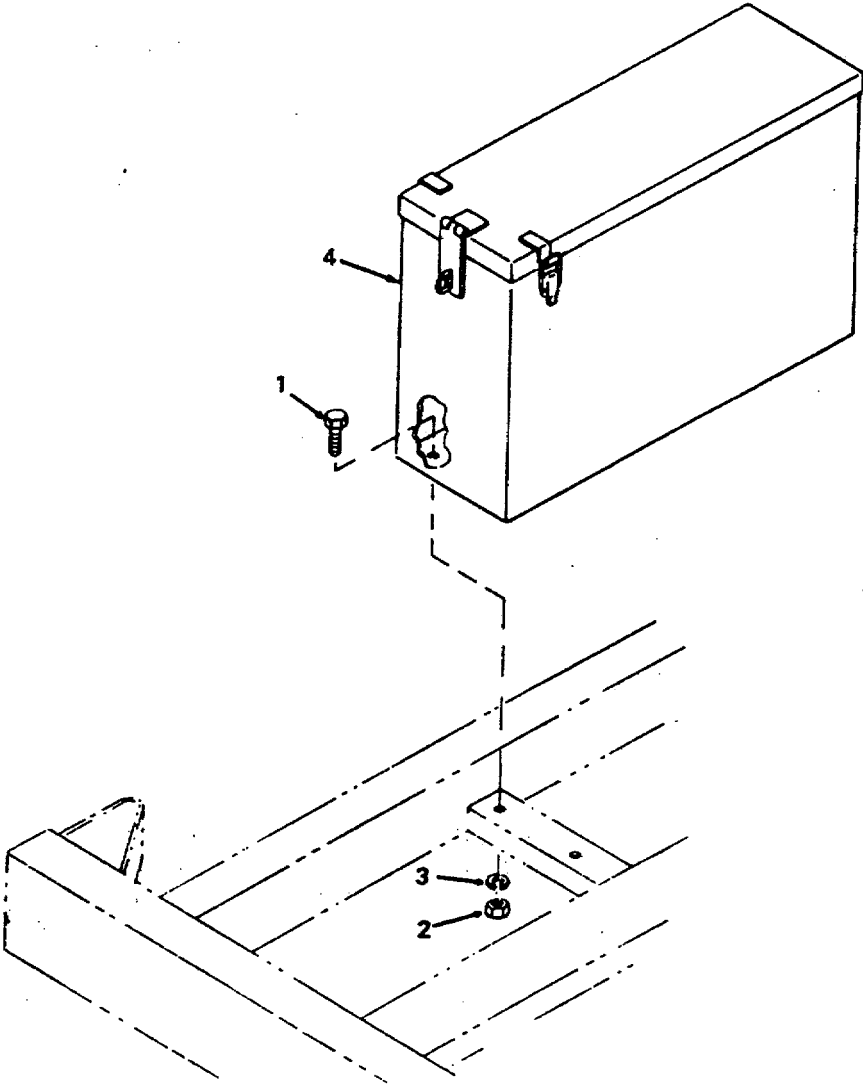


Figure 46. Tool Box.

SECTION II

TM 5-4320-234-20P

(1) ITEM NO	(2) SMR CODE	(3) FSCM	(4) PART NUMBER	(5) DESCRIPTION AND USABLE ON CODES (UOC)	(6) QTY
-------------------	--------------------	-------------	-----------------------	--	------------

GROUP 09 BODY, CAB, HOOD AND HULL

FIG. 46 TOOL BOX

1	PAOZZ	96906	MS90725-8	SCREW, CAP, HEXAGON H .....	2
2	XDOZH	96906	MS35690-402	NUT, PLAIN, HEXAGON .....	2
3	PAOZF	96906	MS35338-44	WASHER, LOCK.....	2
4	XBOZZ	05748	57069SA	BOX, TOOL.....	1

END OF FIGURE

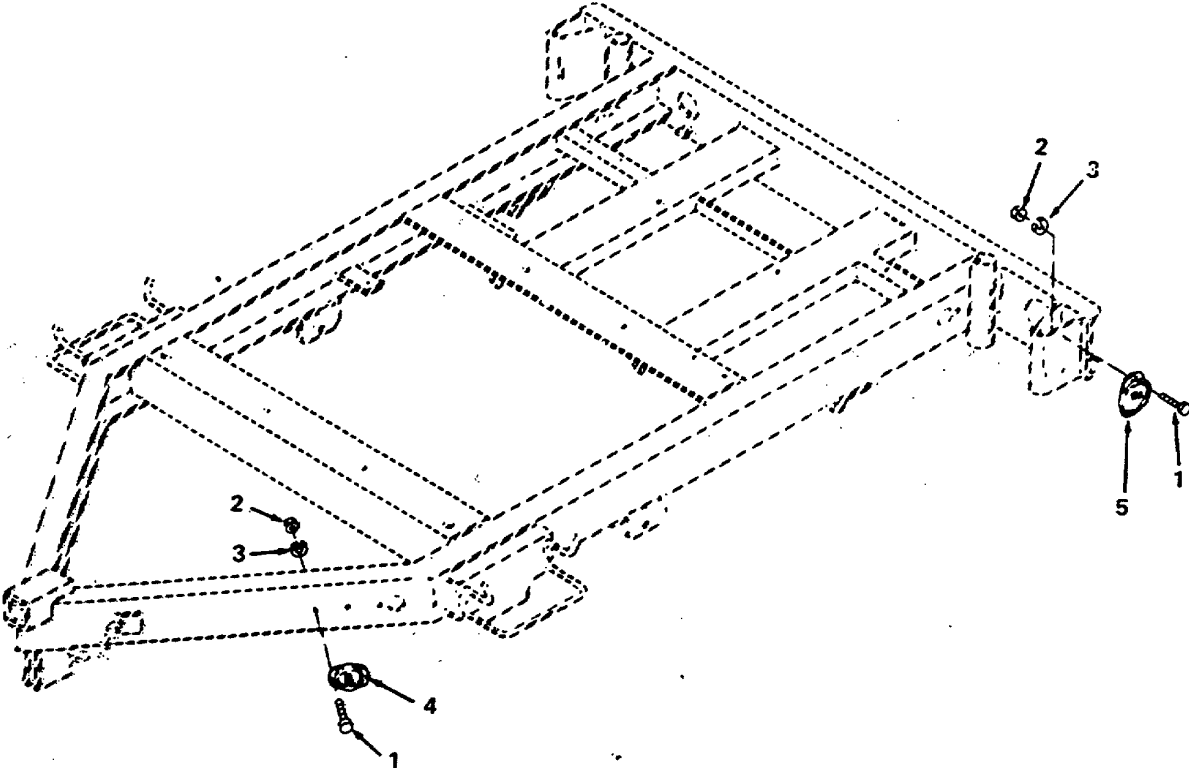


Figure 47. Reflectors.

4781-047



## SECTION II

TM 5-4320-234-20P

(1) ITEM NO	(2) SMR CODE	(3) FSCM	(4) PART NUMBER	(5) DESCRIPTION AND USABLE ON CODES (UOC)	(6) QTY
-------------------	--------------------	-------------	-----------------------	--	------------

## GROUP 10 ACCESSORY ITEMS

## FIG. 47 REFLECTORS

1	PAOZH	96906	MS90725-6	SCREW, CAP, HEXAGON H .....	12
2	XDOZH	96906	MS35690-402	NUT, PLAIN, HEXAGON .....	12
3	PAOZF	96906	MS35338-44	WASHER, LOCK.....	12
4	PAOZZ	96906	MS35387-2	REFLECTOR, INDICATIN .....	2
5	PAOZZ	96906	MS35387-1	REFLECTOR, INDICATIN .....	4

47-1

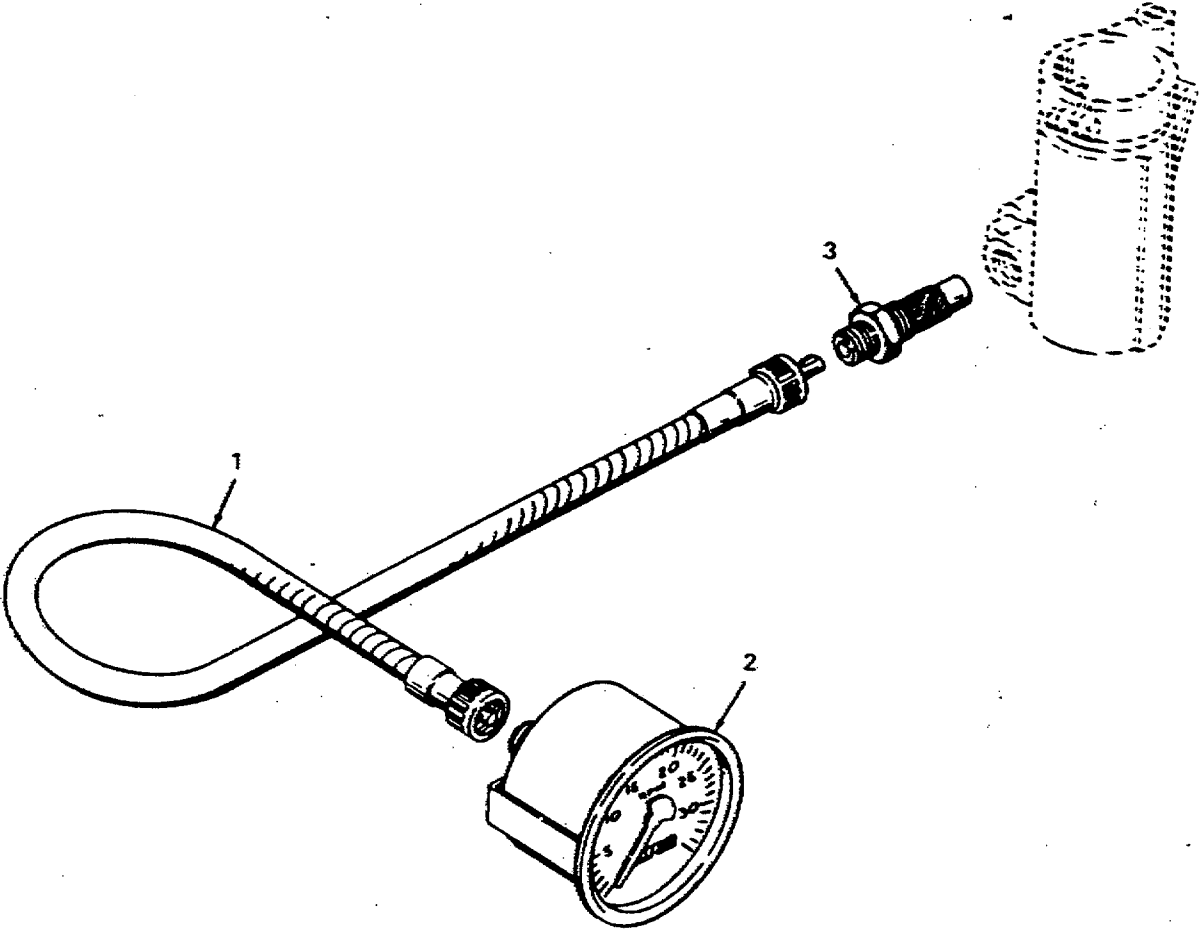


Figure 49. Tachometer-Hourmeter and Adapter.

4781-049

SECTION II

TM 5-4320-234-20P

(1) ITEM NO	(2) SMR CODE	(3) FSCM	(4) PART NUMBER	(5) DESCRIPTION AND USABLE ON CODES (UOC)	(6) QTY
-------------------	--------------------	-------------	-----------------------	--	------------

GROUP 11 GAGES, NON-ELECTRICAL

FIG. 49 TACHOMETER-HOURMETER AND ADAPTER

1	XBOZZ	14351	F218M00321	SHAFT, FLEXIBLE.....	1
2	PBOZZ	14351	U501M00324	TACHOMETER AND.....	1
3	PBOZZ	14351	P671P03460	ADAPTER, TACHOMETER .....	1

END OF FIGURE

49-1

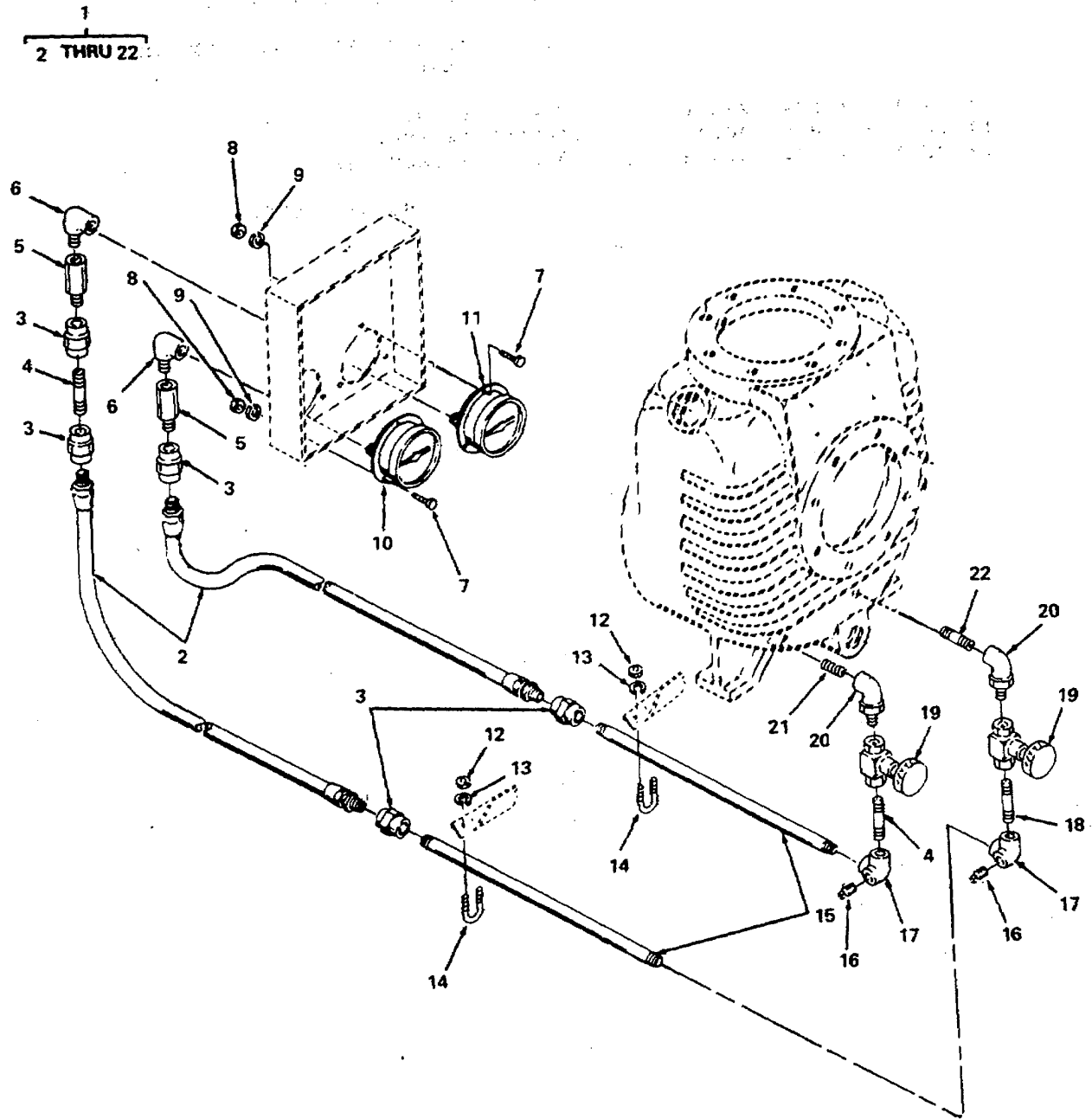


Figure 50. Pressure and Vacuum Lines, and Fittings.

## SECTION II

TM 5-4320-234-20P

(1) ITEM NO	(2) SMR CODE	(3) FSCM	(4) PART NUMBER	(5) DESCRIPTION AND USABLE ON CODES (UOC)	(6) QTY
-------------------	--------------------	-------------	-----------------------	--	------------

## GROUP 11 GAGES, NON-ELECTRICAL

FIG. 50 PRESSURE AN VACUUM GAGES,  
LINES, AND FITTINGS

1	XDOZZ	05748	57060SA	GAGE ASSEMBLY, PUMP.....	1
2	PAOZZ	79470	50903BJ04J04-32	.HOSE ASSEMBLY.....	2
3	PAOZZ	05748	03226	.COUPLING, PIPE WROUGHT IRON.....	4
4	PAOZZ	05748	03267	.NIPPLE, PIPE.....	2
5	PAOZZ	05748	26658	.DAMPENER, FLUID PRES.....	2
6	PAOZZ	05748	03381	.ELBOW, PIPE.....	2
7	PAOZF	96906	MS35207-266	.SCREW, MACHINE.....	6
8	PAOZZ	96906	MS35650-302	.NUT, PLAIN, HEXAGON.....	6
9	PAOZF	96906	MS35338-43	.WASHER, LOCK.....	6
10	XDOZZ	64467	CA14A0-100 1-4NP THORI2BACKBOTWHT	.GAGE, PRESSURE.....	1
11	XBOZZ	64467	CA14A30-0-100 1- 4NP THORIZBBOTWHT	.GAGE, COMPOUND.....	1
12	XDOZH	96906	MS35690-402	.NUT, PLAIN, HEXAGON.....	8
13	PAOZF	96906	MS35338-44	.WASHER, LOCK.....	8
14	XDOZZ	05748	37593	.BOLT, U.....	4
15	PAOZZ	05748	37595	.PIPE, METALLIC.....	2
16	PAOZZ	05748	03201	.PLUG, PIPE.....	2
17	PAOZZ	05748	37594	.TEE, PIPE.....	2
18	XDOZZ	05748	03270	.NIPPLE, PIPE.....	1
19	PAOZZ	64467	BV88 1-4	.VALVE, GLOBE.....	2
20	PAOZZ	14959	592 1-4	.ELBOW, PIPE.....	2
21	XDOZZ	05748	03260	.NIPPLE, PIPE.....	1
22	PAOZZ	05748	03262	.NIPPLE, PIPE.....	1

END OF FIGURE

50-1

7  
8 THRU 10

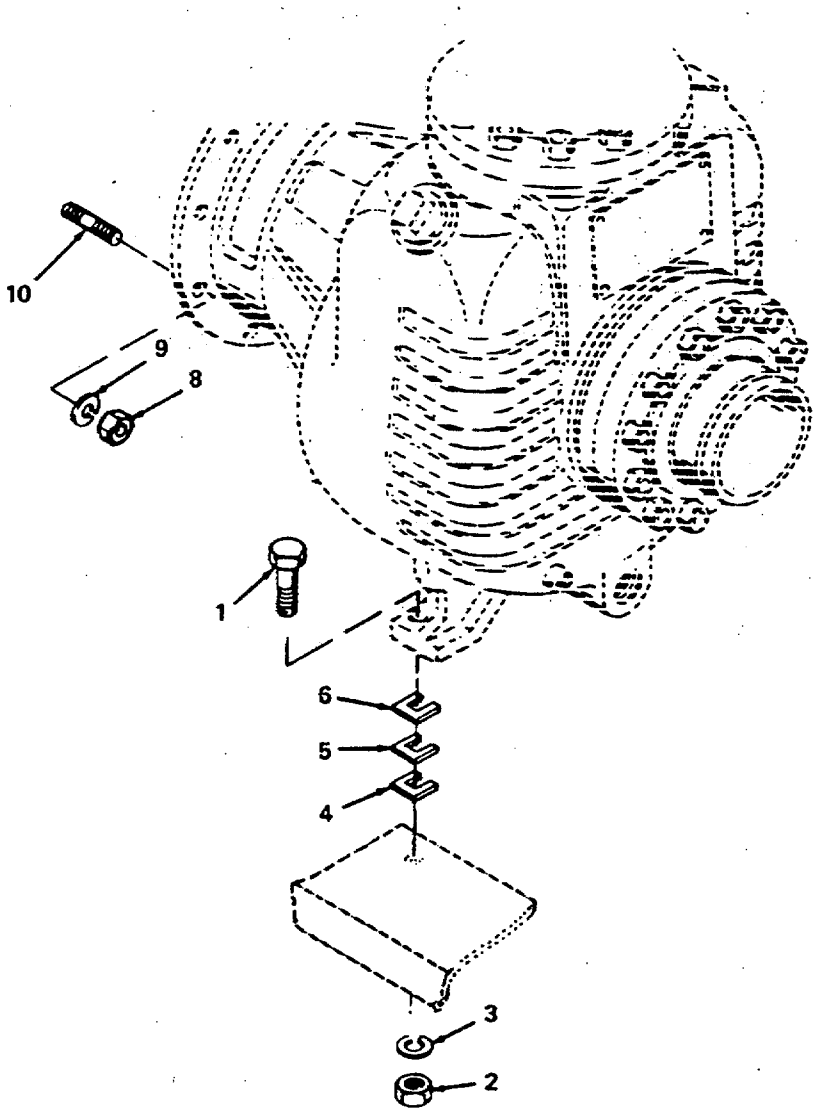


Figure 51. Centrifugal Pump Assembly and Mounting Parts.

SECTION II

TM 5-4320-234-20P

(1) ITEM NO	(2) SMR CODE	(3) FSCM	(4) PART NUMBER	(5) DESCRIPTION AND USABLE ON CODES (UOC)	(6) QTY
-------------------	--------------------	-------------	-----------------------	--	------------

GROUP 12 PUMPS

FIG. 51 CENTRIFUGAL PUMP ASSEMBLY  
AND MOUNTING PARTS

8	PAOZZ	96906	MS51967-8	.NUT, PLAIN, HEXAGON.....	16
---	-------	-------	-----------	---------------------------	----

END OF FIGURE

51-1

3  
4 THRU 7

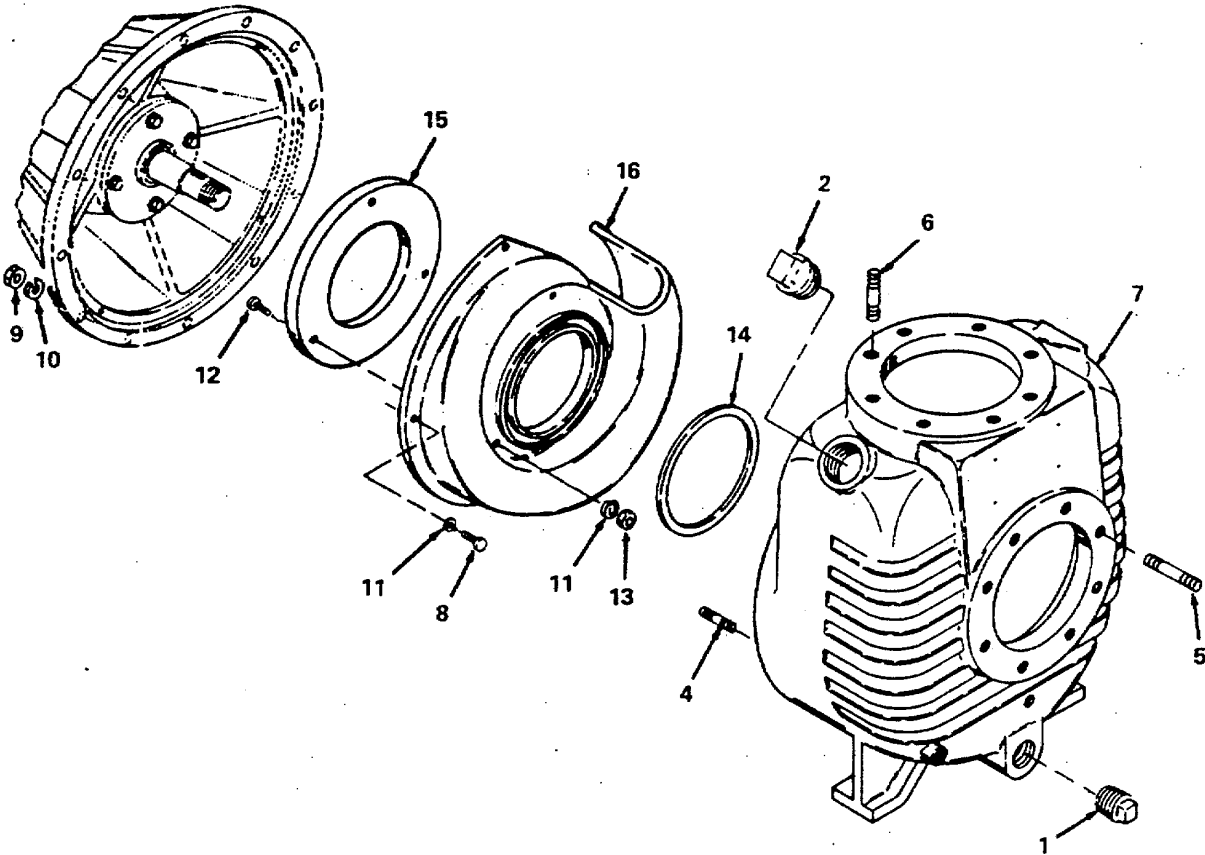


Figure 52. Pump Body Assembly and Solute



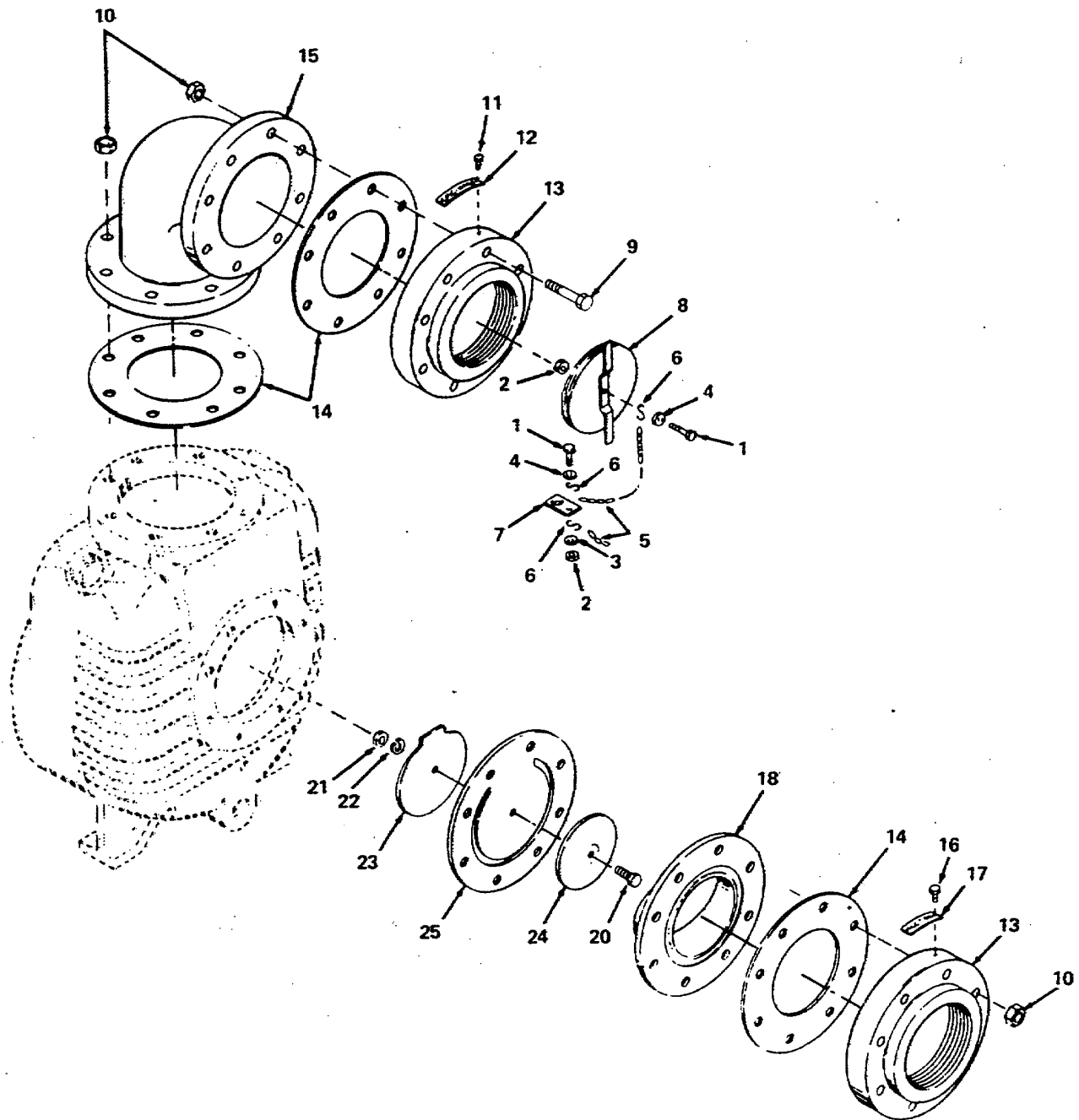
SECTION II

TM-5-4320-234-20P

(1) ITEM NO	(2) SMR CODE	(3) CAGEC	(4) PART NUMBER	(5) DESCRIPTION AND USABLE ON CODES(UOC)	(6) QTY
				GROUP 12 PUMPS	
				FIG. 52 PUMP BODY ASSEMBLY AND VOLUTE	
1	PAOZZ	81348	WWP471TYPE1	PLUG, PIPE .....	2
2	PAOZZ	05748	03207	PLUG, PIPE .....	1

END OF FIGURE

52-1



4781-056

Figure 56. Suction and Discharge Assemblies.

SECTION II

TM 5-4320-234-20P

(1) ITEM NO	(2) SMR CODE	(3) FSCM	(4) PART NUMBER	(5) DESCRIPTION AND USABLE ON CODES (UOC)	(6) QTY
GROUP 12 PUMPS					
FIG. 56 SUCTION AND DISCHARGE ASSEMBLIES					
1	PAOZZ	96906	MS90725-8	SCREW, CAP, HEXAGON H .....	3
2	XDOZH	96906	MS35690-402	NUT, PLAIN, HEXAGON CD PL, 1/4-20 THD.....	3
				7-32 IN.THK .....	
3	XAOZZ	96906	MS35338-44	WASHER LOCK CD PL, 1/4 IN.NOM ID, 31/.....	1
				64 IN.OD, MEDIUM.....	
4	PAOZF	96906	MS27183-10	WASHER, FLAT.....	3
5	XAOZZ	05748	30721	CHAIN, PLUG .....	2
6	XAOZZ	05748	30722	HOOK CHAIN S NO.11, ZINC FINISH STL .....	4
				WIRE, 1-1/4 IN.LG .....	
7	XAOZZ	05748	30719	BRKT PLUG CHAIN.....	1
8	XDOZZ	05748	30720SA	PLUG, PROTECTIVE.....	2
9	XDOZZ	96906	MS90725-191	SCREW, CAP, HEXAGON H .....	8
10	XBOZZ	96906	MS35690-1202	NUT PLAIN HEX CD PL, 3/4-10 THD, 41/ .....	24
				64 IN.THK .....	
13	PBOZZ	05748	01137	FLANGE, COMPANION .....	1
14	PAOZZ	05748	01138	GASKET .....	1

END OF FIGURE

56-1/(56-2 blank)

**SECTION III. SPECIAL TOOLS LIST**

**Not Applicable**

**SECTION IV**

**TM-5-4320-234-20P  
CROSS-REFERENCE INDEXES**

**NATIONAL STOCK NUMBER INDEX**

<b>STOCK NUMBER</b>	<b>FIG.</b>	<b>ITEM STOCK NUMBER</b>	<b>FIG.</b>	<b>ITEM</b>	
5340-00-009-5294	18	7	9905-00-205-2795	47	5
5310-00-012-0399	11	12	5310-00-209-0965	44	41
5315-00-013-7308	45	1	5310-00-221-3153	35	20
2910-00-025-6407	21	5	5305-00-225-3839	40	5
5305-00-042-6417	1	5		46	1
5310-00-045-3296	26	4		56	1
	50	9	5306-00-225-8498	39	16
5306-00-050-1237	39	1	5330-00-228-2975	56	14
6140-00-057-2553	40	4	5340-00-234-8421	26	8
5310-00-061-1258	30	18	4730-00-246-9215	19	11
	34	17		50	6
5305-00-068-0500	40	12	4730-00-246-9218	12	2
5305-00-068-0502	19	6	5330-00-249-6724	27	8
	26	10	5305-00-269-3209	39	4
	39	11	5310-00-270-2172	35	24
	44	29	4730-00-277-5553	24	12
	44	35	4730-00-277-6985	50	4
	47	1	4730-00-277-9644	10	1
5305-00-071-1769	1	1	4730-00-278-2513	18	16
5310-00-080-6004	15	9	5305-00-285-5282	35	19
5310-00-081-4219	40	11	5306-00-298-7836	11	3
3110-00-100-3541	42	4	2920-00-351-7634	34	5
5306-00-104-7758	10	13	2920-00-351-7636	34	3
	27	2	5330-00-384-8404	28	6
	30	5	5330-00-399-7018	15	17
	32	7	5330-00-422-2611	23	19
6685-00-130-3947	50	5	5330-00-429-3921	15	14
4730-00-138-8165	50	3	4730-00-432-8229	10	10
2940-00-141-9025	11	8	5310-00-470-8687	38	3
2910-00-141-9758	19	14	4730-00-475-8999	24	3
2920-00-142-0888	35	25	4820-00-488-8238	15	5
4730-00-145-6231	52	2	2920-00-511-9659	35	51
6240-00-155-7947	38	13	4730-00-555-1764	24	19
5930-00-159-7364	37	4	5310-00-582-5965	11	11
4730-00-161-7653	10	7		19	7
2930-00-161-7756	29	9		26	12
2805-00-162-3423	15	15		39	13
4730-00-163-4679	50	17		40	7
2920-00-164-3243	30	16		40	14
5330-00-166-1806	17	4		44	31
4730-00-166-4258	10	6		44	37
4730-00-166-4259	10	9		46	3
	24	10		47	3
4730-00-166-4260	10	8		50	13
5330-00-171-7032	11	7	4720-00-586-5205	10	2
4730-00-175-6237	50	20	5330-00-594-2293	21	7
4730-00-188-1855	50	22	5310-00-596-4989	11	16
4730-00-193-0871	24	21		16	4
4710-00-199-1614	50	15		25	5
9905-00-202-3639	47	4		34	8

**SECTION IV**

**TM-5-4320-234-20P  
CROSS-REFERENCE INDEXES**

**NATIONAL STOCK NUMBER INDEX**

<b>STOCK NUMBER</b>	<b>FIG.</b>	<b>ITEM</b>	<b>STOCK NUMBER</b>	<b>FIG.</b>	<b>ITEM</b>
6620-00-605-1177	27	7	5305-00-995-3444	50	7
3110-00-606-1841	42	6	2920-00-997-4456	34	22
5930-00-636-3020	38	21	2920-00-999-1203	33	2
5310-00-637-9541	19	18	4730-01-011-6003	19	5
	39	5	2910-01-011-9421	19	1
4820-00-639-9224	19	10	4720-01-012-1677	18	3
4730-00-639-9730	17	1	5310-01-012-2763	11	17
5330-00-641-0674	35	3		22	11
2910-00-652-4446	21	6		25	56
6220-00-669-5623	39	9		30	8
5977-00-689-6392	31	12		34	9
5310-00-732-0558	19	19	6620-01-012-3287	38	31
	51	8	6620-01-012-3288	38	28
5310-00-735-3544	18	11	5310-01-012-3383	16	5
	18	12		22	7
5330-00-736-8476	18	13	4730-01-012-3416	18	22
2930-00-739-4383	28	7	6140-01-012-4601	40	1
5310-00-768-0318	1	4	4720-01-012-5662	50	2
	25	10	6680-01-012-6061	49	3
5310-00-809-4058	26	13	2990-01-012-6536	23	9
	40	15	2920-01-012-9713	34	2
	56	4	2920-01-012-9714	34	4
5310-00-809-5998	1	2	6625-01-013-0016	38	8
5310-00-809-8546	26	5	5310-01-013-1079	10	12
2920-00-810-7082	34	7		23	2
5310-00-833-8567	39	22		27	1
5330-00-839-6106	35	12		32	6
6220-00-846-9745	39	3	6140-01-014-9043	40	3
5330-00-848-4599	20	17	5340-01-017-2500	22	12
	34	21	6110-01-124-4552	32	4
5310-00-880-8189	44	40	5310-01-164-1030	10	14
5325-00-889-3260	39	30	4720-01-212-1393	18	17
5310-00-894-9407	15	13	5930-01-212-1395	37	10
	23	17	2805-01-212-1396	23	14
	25	7	2920-01-212-1401	34	6
4730-00-900-3296	21	2			
4730-00-908-3193	18	2			
	18	15			
5330-00-922-3387	34	19			
5310-00-934-9747	38	1			
5310-00-934-9751	26	3			
	50	8			
5305-00-942-2196	19	17			
4730-00-947-8904	56	13			
5910-00-976-0894	35	11			
5305-00-984-4988	35	56			
2990-00-992-4429	22	5			
4730-00-992-7272	19	20			
2910-00-995-1915	19	15			
5305-00-995-3444	26	2			

## CROSS-REFERENCE INDEXES

## PART NUMBER INDEX

FSCM	PART NUMBER	STOCK NUMBER	FIG.	ITEM
88044	AN500A8-9		35	4
88044	AN503-8-10		22	1
82796	A1232		35	57
82796	A195		35	60
82796	A2437AX	2920-00-142-0888	35	25
82796	A2492A		35	44
82796	A2492C		35	46
82796	A2766		35	9
82796	A6032A		35	58
64467	BV88 1-4	.	50	19
82796	B1498B		35	54
82796	B1498D		35	52
82796	B2665		35	27
82796	B2741X		35	5
82796	B5931B		35	35
82796	B5969	5310-00-221-3153	35	20
14351	B600F00312		18	1
64467	CA14A0-100 1-4NP		50	10
	THORI2BACKBOTWHT			
64467	CA14A30-0-100 1		50	11
	4NPTHORIZBBOTWHT			
82796	CY4631	.	35	30
82796	C1498G		35	22
14351	C400K00215	5330-00-249-6724	27	8
79470	C5129X5	4730-01-011-6003	19	5
82796	C5949		35	55
82796	C5949C		35	28
82796	C800A		35	2
82796	D1498		35	26
82796	D1498J		35	39
82796	D2458	5310-00-270-2172	35	24
82796	D2533		35	49
82796	D5949A		35	48
14351	D600M00287		34	12
82796	D682A	5330-00-641-0674	35	3
82796	E2460B		35	7
82796	E2493		35	47
82796	E2565		35	38
82796	E983B		35	31
82796	FMZE6B16P	2920-00-997-4456	34	22
18265	FWG06-5032		18	6
14351	FW00243300		38	26
14351	FW00250140		38	29
14351	FW00283180		37	1
14351	FW00297300		38	5
14351	FW00298120		38	6
14351	FW00299120		38	7
14351	FW00300060		36	1
14351	FW00300300		38	18
14351	FW00301120		38	25
14351	FW00302040		38	20

## CROSS-REFERENCE INDEXES

## PART NUMBER INDEX

FSCM	PART NUMBER	STOCK NUMBER	FIG.	ITEM
14351	FW00302060		37	3
14351	FW00302100		37	9
14351	FW00302500		38	17
14351	FW00303300		38	22
14351	FW00304060		38	11
			38	23
14351	FW00304180		38	10
14351	FW00304500		38	9
14351	FW00305200		30	2
14351	FW00306200		30	3
14351	F00299160		38	19
50740	F140M00232	5330-00-848-4599	20	17
			34	21
14351	F162K00436	2930-00-161-7756	29	9
14351	F162K39710	2930-00-739-4383	28	7
14351	F209K00202		25	14
14351	F218E00505		15	20
14351	F218E50212		15	11
14351	F218E50221	2805-00-162-3423	15	15
14351	F218F00253		16	6
14351	F218F00330	4720-01-212-1393	18	17
14351	F218K00311		26	19
14351	F218K00400		26	20
14351	F218K00401		26	21
14351	F218M00321		49	1
14351	F226F00237		22	4
14351	F226K277		27	3
14351	F226L02400		24	16
14351	F22600M213		38	24
14351	F244F00250		22	9
14351	F244F00503		23	15
14351	F244K00240	5930-00-159-7364	37	4
14351	F244K00416		25	12
14351	F244L00208	5930-01-212-1395	37	10
14351	F244L00304		38	27
14351	F244L00305	6620-01-012-3288	38	28
14351	F244M00220	5330-00-922-3387	34	19
14351	F244M00228	6240-00-155-7947	38	13
14351	F244M00229		34	11
14351	F244M00307		36	8
14351	F244M00338		38	16
14351	F400F00256		18	5
14351	F400F00376	4820-00-488-8238	15	5
14351	F400K00340	5330-00-384-8404	28	6
14351	F400L03480		14	3
14351	F401L03010		14	2
14351	F401M00201		30	9
14351	F401M00416		30	15
14351	F600E00212	5330-00-399-7018	15	17
14351	F600E00310	5330-00-429-3921	15	14
14351	F600E00326	2990-01-012-6536	23	9



## CROSS-REFERENCE INDEXES

## PART NUMBER INDEX

FSCM	PART NUMBER	STOCK NUMBER	FIG.	ITEM
14351	F600E03250		23	18
14351	F600F00467		18	19
14351	F600F04650		15	2
14351	F600F04680		18	25
14351	F600G00296		9	9
14351	F600M00225		34	20
14351	F600M00270	6625-01-013-0016	38	8
14351	F600M00272		38	12
14351	F600M00385		30	19
14351	F600M00386		32	11
14351	F600M00387		32	14
14351	F600M00446		30	1
14351	F600M00448		32	8
14351	F600M02160		36	9
14351	F601E00301		23	4
14351	F601E00400		23	7
14351	F601F00204		15	1
14351	F601F00205	4730-01-012-3416	18	22
14351	F601K00303	6620-00-605-1177	27	7
82796	G2533		35	59
82796	G2788		35	21
82796	G3861		35	45
82796	HX2433	5910-00-976-0894	35	11
78998	H112G		44	32
82796	H2513		35	18
14351	H260E00206	2805-01-212-1396	23	14
14351	H260F00201		23	10
60038	LM67048	3110-00-606-1841	42	6
31211	MA24-900G	2920-00-164-3243	30	16
96906	MS18154-60	5305-00-942-2196	19	17
96906	MS20392-7C103		25	11
96906	MS20913-3K	4730-00-992-7272	19	20
96906	MS24665-627	5315-00-013-7308	45	1
96906	MS27148-2		39	20
96906	MS27183-10	5310-00-809-4058	26	13
			40	15
			56	4
96906	MS27183-12	5310-00-081-4219	40	11
96906	MS27183-14	5310-00-080-6004	15	9
96906	MS27183-18	5310-00-809-5998	1	2
96906	MS27183-8	5310-00-809-8546	26	5
96906	MS27969-2	5340-00-234-8421	26	8
96906	MS35000-1	6140-00-057-2553	40	4
96906	MS35206-228	5305-00-984-4988	35	56
96906	MS35207-266	5305-00-995-3444	26	2
			50	7
96906	MS35338-43	5310-00-045-3296	26	4
			50	9
96906	MS35338-44	5310-00-582-5965	11	11
			19	7
			26	12

## CROSS-REFERENCE INDEXES

FSCM	PART NUMBER	PART NUMBER INDEX		FIG.	ITEM		
			STOCK NUMBER				
96906	MS35338-44		5310-00-582-5965	39	13		
				40	7		
				40	14		
				44	31		
				44	37		
				46	3		
				47	3		
				50	13		
				56	3		
		96906		MS35338-45		39	2
		96906		MS35338-46	5310-00-637-9541	19	18
						39	5
		96906		MS35338-47	5310-00-209-0965	44	41
96906	MS35338-48		1	3			
96906	MS35346-1	2940-00-141-9025	11	8			
96906	MS35347-1	5330-00-171-7032	11	7			
96906	MS35387-1	9905-00-205-2795	47	5			
96906	MS35387-2	9905-00-202-3639	47	4			
96906	MS35644-5	2910-00-995-1915	19	15			
96906	MS35645-1	2910-00-141-9758	19	14			
96906	MS35649-262	5310-00-934-9747	38	12			
96906	MS35650-302	5310-00-934-9751	26	3			
			50	8			
96906	MS35690-1202		56	10			
			19	8			
96906	MS35690-402		26	11			
			39	12			
			40	6			
			40	13			
			44	30			
			44	36			
			46	2			
			47	2			
			50	12			
			56	2			
96906	MS35690-502		39	17			
96906	MS39158-3	4730-00-900-3296	21	2			
96906	MS45904-76	5310-00-061-1258	30	18			
			34	17			
96906	MS51302-1	6220-00-846-9745	39	3			
96906	MS51329-1	6220-00-669-5623	39	9			
96906	MS51339-3		45	4			
96906	MS51504A8	4730-00-555-1764	24	19			
96906	MS51967-11	5310-00-880-8189	44	40			
96906	MS51967-14	5310-00-768-0318	1	4			
			25	10			
96906	MS51967-8	5310-00-732-0558	19	19			
			51	8			
96906	MS90725-113	5305-00-042-6417	1	5			
96906	MS90725-115	5305-00-071-1769	1	1			
96906	MS90725-191		56	9			

## CROSS-REFERENCE INDEXES

## PART NUMBER INDEX

FSCM	PART NUMBER	STOCK NUMBER	FIG.	ITEM
96906	MS90725-3	5305-00-068-0500	40	12
96906	MS90725-33	5306-00-225-8498	39	16
96906	MS90725-58	5305-00-269-3209	39	4
96906	MS90725-6	5305-00-068-0502	19	6
			26	10
			39	11
			44	29
			44	35
			47	1
96906	MS90725-8	5305-00-225-3839	40	5
			46	1
			56	1
96906	MS90725-85		44	39
96906	MS90727-31	5306-00-050-1237	39	1
82796	M2498		35	16
14351	M330000201		25	9
82796	NS2480		35	53
82796	N5957		35	37
14351	PF162P03111		26	15
14351	PF170P00203		25	8
14351	PF218P00260	5330-00-422-2611	23	19
14351	PF218P00412		29	3
14351	PF218P00415		29	7
14351	PF244P03740		11	18
14351	PF244P04420		25	3
14351	PF244P04430		25	4
14351	PF400P00203		25	15
14351	PF600P00408		26	18
14351	PF600P00420		26	30
			26	36
14351	PF600P00429		26	31
14351	PF600P00430		26	32
14351	PF600P00431		26	29
14351	PF600P00519		26	22
14351	PF600P00528		26	35
14351	PM330P00212		18	24
14351	PM330P00328		23	8
14351	PR501P00318		23	13
18265	P00-2940	5340-00-009-5294	18	7
18265	P10-1870	5310-00-735-3544	18	11
18265	P10-1872	5330-00-736-8476	18	13
18265	P10-2144	5310-00-735-3544	18	12
18265	P10-2510		18	10
18265	P10-5289		18	14
18265	P11-4449		18	9
18265	P11-9783		18	8
14351	P244P03650		10	3
82796	P2473	5330-00-839-6106	35	12
82796	P2477C		35	33
14351	P423P00204		25	1
			26	16

## CROSS-REFERENCE INDEXES

## PART NUMBER INDEX

FSCM	PART NUMBER	STOCK NUMBER	FIG.	ITEM
14351	P423P00204		26	27
14351	P423P00303		25	13
82796	P5952		35	50
14351	P671P03460	6680-01-012-6061	49	3
82796	Q2566		35	40
81348	RR-C271		26	7
82796	RU2563C		35	36
14351	RW00397190		34	1
14351	RW00397340	2920-00-351-7634	34	5
14351	RW00398230	2920-01-012-9713	34	2
14351	RW00398380	2920-01-212-1401	34	6
14351	RW00399270	2920-00-351-7636	34	3
14351	RW00399290	2920-00-012-9714	34	4
14351	R602M00212		30	14
14351	R602M00255	5930-00-636-3020	38	21
14351	SD802M00315	6620-01-012-3287	38	31
143S1	SD802M00317		38	30
14351	SP205S00021XMD	2920-00-810-7082	34	7
82796	S2563		35	42
82796	S2568		35	43
80212	S581		35	1
82796	T5963		35	41
82796	UW2425		35	61
82796	U2570		35	34
14351	U501M00324		49	2
82796	VX5939X		35	29
81348	WWP471TYPE1		52	1
82796	W2474X		35	6
14351	X00110		15	18
14351	X00134		24	2
14351	X00198	4730-00-475-8999	24	3
14351	X00201		18	21
			23	6
			26	25
			29	5
14351	X00202B	5306-00-104-7758	10	13
			27	2
			30	5
			32	7
14351	X00203	5310-01-012-2763	11	7
			22	11
			25	6
			30	8
			34	9
14351	X00230		22	3
14351	X00297	5310-01-012-3383	16	5
			22	7
14351	X01236A		24	17
14351	X01288		38	14
14351	X01373		29	2
			29	6

## CROSS-REFERENCE INDEXES

FSCM	PART NUMBER INDEX		FIG.	ITEM
	PART NUMBER	STOCK NUMBER		
14351	X01575		34	13
14351	X01698	5330-00-166-1806	17	4
14351	X01800C		18	20
			26	24
			32	10
14351	X01801E	5310-01-013-1079	10	12
			23	2
			27	1
			32	6
14351	X01802G	5310-00-596-4989	11	16
			16	4
			25	5
			34	8
14351	X02272		15	19
14351	X02353		24	23
14351	X02397	4730-00-908-3193	18	2
			18	15
14351	X02445		24	25
			24	27
14351	X02651	4730-00-278-2513	18	16
14351	X02831080		24	24
14351	X02849030	4720-01-012-1677	18	3
14351	X02912		32	12
14351	X02926		18	4
14351	X02975		29	8
14351	X03078		32	9
14351	X03107		18	18
14351	X03159		30	4
14351	X03182		17	2
			23	1
14351	X03236		32	5
14351	X03319		28	2
14351	X03519		30	10
14351	X03593		22	10
			30	7
14351	X03762		29	4
14351	X03899		23	5
14351	X03943		26	23
14351	X03979		28	5
			33	1
14351	X04182		15	16
14351	X04275		15	16
14351	X05036		28	1
14351	X05132	4730-00-193-0871	24	21
14351	X05154	4730-00-166-4258	10	6
14351	X05602		20	6
14351	X05798		29	1
14351	X05988		23	11
14351	X06633		28	4
14351	X07523550		22	8

## CROSS-REFERENCE INDEXES

FSCM	PART NUMBER	PART NUMBER INDEX		FIG.	ITEM
			STOCK NUMBER		
14351	X07595			37	2
14351	X08014180			24	14
14351	X08014200			24	8
14351	X08016060		4720-00-586-5205	10	2
14351	X08016240			37	7
14351	X08016300			24	5
14351	X08050120			24	18
14351	X08050240			24	20
14351	X08196120			16	2
				18	23
14351	X08196160			21	1
27767	X1064			42	2
14351	X12000			16	1
				24	4
14351	X12004			24	22
14351	X12016			24	15
14351	X12047			37	8
14351	X12166		4730-00-432-8229	10	10
14351	X12176		4730-00-166-4260	10	8
14351	X12190			37	5
14351	X12298		4730-00-246-9218	12	2
14351	X12339			24	13
14351	X12366			24	11
14351	X12393		4730-00-639-9730	17	1
14351	X12474		4730-00-277-5553	24	12
14351	X12482		4730-00-161-7653	10	7
14351	X12489			10	1
				21	11
				37	6
14351	X12511			24	6
14351	X12526			24	26
14351	X12592			15	3
14351	X12629			24	9
14351	X12683		4730-00-277-9644	10	11
14351	X12696			10	5
14351	X12837			16	3
14351	X12853		4730-00-166-4259	10	9
				24	10
14351	X12887			10	4
14351	X12993			24	28
14351	X14134			28	3
14351	X14186			15	8
				30	6
14351	X14189		5310-01-164-1030	10	14
14351	X14192			17	3
14351	X14234			23	12
14351	X14247			30	13
14351	X14281			38	15
14351	X14288			30	11
14351	X14323		5310-00-894-9407	15	13
				23	17

## CROSS-REFERENCE INDEXES

FSCM	PART NUMBER INDEX		FIG.	ITEM
	PART NUMBER	STOCK NUMBER		
14351	X14323	5310-00-894-9407	25	7
14351	X14373		25	2
			26	34
14351	X14426		32	13
14351	X14437		15	10
14351	X14533		23	3
14351	X18067		15	7
			15	12
			23	16
14351	X18130		22	2
14351	X18180		22	6
14351	X18388		30	12
14351	X26075		15	4
14351	X27001460		29	10
14351	Y116M00312		26	26
14351	Y69M00245		34	10
82796	Z2430A		35	15
82796	Z2765X		35	8
87373	0102-4-2		24	7
05748	01137	4730-00-947-8904	56	13
05748	01138	5330-00-228-2975	56	14
05748	03201		50	16
05748	03207	4730-00-145-6231	52	2
05748	03226	4730-00-138-8165	50	3
05748	03260		19	12
			50	21
05748	03262	4730-00-188-1855	50	22
05748	03267	4730-00-277-6985	50	4
05748	03270		50	18
05748	03381	4730-00-246-9215	19	11
			50	6
82796	10S12D		35	13
82796	10S22D		35	14
21387	10004028		35	23
73370	102153		11	13
73370	104519		11	9
73370	109024		11	10
16764	1108271	2920-00-999-1203	33	2
80874	125-5-8		26	9
27767	13HRM1H		42	1
14351	13XX00101A		24	1
14351	13XX00201		32	3
14351	13XX00219A		38	2
14351	13XX00260		38	4
14351	13XX01800C		32	2
14351	13XX01802G		30	17
14351	13XX01896	5310-00-470-8687	38	3
14351	13XX03299		34	14
14351	13XX03938		32	1
14351	13XX03940		26	33
14351	13XX05605	5340-01-017-2500	22	12

## CROSS-REFERENCE INDEXES

FSCM	PART NUMBER	PART NUMBER INDEX		FIG.	ITEM
			STOCK NUMBER		
14351	13XX14323			26	28
14351	13XX14327			34	18
14351	13XX14373			26	17
56442	1394A6		5306-00-298-7836	11	3
73370	146610			11	15
79960	14997			16	7
73370	152859			11	6
73370	152881			11	4
73370	152883			11	5
73370	153684		5310-00-012-0399	11	12
73370	154100			11	14
73370	166745			11	2
73370	166796			11	1
05748	17815			39	28
14351	20CL02020			14	1
70485	2035		5325-00-889-3260	39	30
82796	25SS10A			35	32
60038	25580		3110-00-100-3541	42	4
05748	26658		6685-00-130-3947	50	5
05748	27059			39	10
05748	27188			44	38
05748	27189			39	14
05748	27592			45	3
05748	27593			45	2
05748	27613			40	17
93736	3-4TW			39	18
82796	3K1		2920-00-511-9659	35	51
31211	30C44557A14			31	5
05748	30719			56	7
05748	30720SA			56	8
05748	30721			56	5
05748	30722			26	6
				40	16
				56	6
05748	30764SA			19	21
05748	31238SA			40	18
57408	31257			39	27
05748	31524SA			39	15
05748	37593			50	14
05748	37594		4730-00-163-4679	50	17
05748	37595		4710-00-199-1614	50	15
31211	39C44355B04		5977-00-689-6392	31	12
78189	4014-22-00			40	8
27767	42385			42	3
16764	453696		5305-00-285-5282	35	19
27767	45896			42	7
79470	48X5X4			19	3
82181	4820-131		2990-00-992-4429	22	5
79470	49X5			19	2
31211	5-158		6110-01-124-4552	32	4
79470	50903BJ04J04-32		4720-01-012-5662	50	2



## CROSS-REFERENCE INDEXES

## PART NUMBER INDEX

FSCM	PART NUMBER	STOCK NUMBER	FIG.	ITEM
05748	53572	6140-01-012-4601	40	1
05748	53573		40	2
05748	53574	6140-01-014-9043	40	3
70040	5650470		21	3
05748	57059SA		44	44
05748	57060SA		50	1
05748	57064SA		40	9
05748	57065SA	2910-01-011-9421	19	1
05748	57066		19	4
05748	57067SA		19	13
05748	57069SA		46	4
05748	57089		19	9
05748	57098		40	10
05748	57100SA		40	19
05748	57896SA		39	29
05748	58117		43	1
05748	58118		43	2
05748	58130SA		44	28
05748	58133SA		39	6
05748	58158SA		44	34
05748	58165		44	33
14959	592 1-4	4730-00-175-6237	50	20
82796	6S6D		35	10
82796	6S6Z		35	17
70040	6440314		17	5
79470	6749	4820-00-639-9224	19	10
00000	8338560		39	23
00000	8338561		39	24
00000	8338562		39	25
00000	8338564		39	26
00000	8338565		39	19
00000	8338566		39	7
			39	21
00000	8338567		39	8
		5310-00-833-8567	39	22
70040	854012		21	10
70040	854071		21	9
70040	854215		21	4
70040	854237	2910-00-025-6407	21	5
70040	054347	2910-00-652-4446	21	6
70040	854389	5330-00-594-2293	21	7
70040	854390		21	8
09393	8680S7		19	16
27767	86934		42	5
27767	91905		42	8

## CROSS-REFERENCE INDEXES

## PART NUMBER INDEX

FIG	ITEM	STOCK NUMBER	FSCM	PART NUMBER
1	1	5305-00-071-1769	96906	MS90725-115
1	2	5310-00-809-5998	96906	MS27183-18
1	3		96906	MS35338-48
1	4	5310-00-768-0318	96906	MS51967-14
1	5	5305-00-042-6417	96906	MS90725-113
9	9		14351	F600G00296
10	1		14351	X12489
10	2	4720-00-586-5205	14351	X08016060
10	3		14351	P244P03650
10	4		14351	X12887
10	5		14351	X12696
10	6	4730-00-166-4258	14351	X05154
10	7	4730-00-161-7653	14351	X12482
10	8	4730-00-166-4260	14351	X12176
10	9	4730-00-166-4259	14351	X12853
10	10	4730-00-432-8229	14351	X12166
10	11	4730-00-277-9644	14351	X12683
10	12	5310-01-013-1079	14351	X01801E
10	13	5306-00-104-7758	14351	X00202B
10	14	5310-01-164-1030	14351	X14189
11	1		73370	166796
11	2		73370	166745
11	3	5306-00-298-7836	56442	1394A6
11	4		73370	152881
11	5		73370	152883
11	6		73370	152859
11	7	5330-00-171-7032	96906	MS35347-1
11	8	2940-00-141-9025	96906	MS35346-1
11	9		73370	104519
11	10		73370	109024
11	11	5310-00-582-5965	96906	MS35338-44
11	12	5310-00-012-0399	73370	153684
11	13		73370	102153
11	14		73370	154100
11	15		73370	146610
11	16	5310-00-596-4989	14351	X01802G
11	17	5310-01-012-2763	14351	X00203
11	18		14351	PF244P03740
12	2	4730-00-246-9218	14351	X12298
14	1		14351	20CL02020
14	2		14351	F401L03010
14	3		14351	F400L03480
15	1		14351	F601F00204
15	2		14351	F600F04650
15	3		14351	X12592
15	4		14351	X26075
15	5	4820-00-488-8238	14351	F400F00376
15	6		14351	X04182
15	7		14351	XI8067
15	8		14351	X14186
15	9	5310-00-080-6004	96906	MS27183-14

## CROSS-REFERENCE INDEXES

## FIGURE AND ITEM NUMBER INDEX

FIG.	ITEM	STOCK NUMBER	FSCM	PART NUMBER
15	10		14351	X14437
15	11		14351	F218E50212
15	12		14351	X18067
15	13	5310-00-894-9407	14351	X14323
15	14	5330-00-429-3921	14351	F600E00310
15	15	2805-00-162-3423	14351	F218E50221
15	16		14351	X04275
15	17	5330-00-399-7018	14351	F600E00212
15	18		14351	X00110
15	19		14351	X02272
15	20		14351	F218E00505
16	1		14351	X12000
16	2		14351	X08196120
16	3		14351	X12837
16	4	5310-00-596-4989	14351	X01802G
16	5	5310-01-012-3383	14351	X00297
16	6		14351	F218F00253
16	7		79960	14997
17	1	4730-00-639-9730	14351	X12393
17	2		14351	X03182
17	3		14351	X14192
17	4	5330-00-166-1806	14351	X01698
17	5		70040	6440314
18	1		14351	B600F00312
18	2	4730-00-908-3193	14351	X02397
18	3	4720-01-012-1677	14351	X02849030
18	4		14351	X02926
18	5		14351	F400F00256
18	6		18265	FWG06-5032
18	7	5340-00-009-5294	18265	P00-2940
18	8		18265	P11-9783
18	9		18265	P11-4449
18	10		18265	P10-2510
18	11	5310-00-735-3544	18265	P10-1870
18	12	5310-00-735-3544	18265	P10-2144
18	13	5330-00-736-8476	18265	P10-1872
18	14		18265	P10-5289
18	15	4730-00-908-3193	14351	X02397
18	16	4730-00-278-2513	14351	X02651
18	17	4720-01-212-1393	14351	F218F00330
18	18		14351	X03107
18	19		14351	F600F00467
18	20		14351	X01800C
18	21		14351	X00201
18	22	4730-01-012-3416	14351	F601F00205
18	23		14351	X08196120
18	24		14351	PM330P00212
18	25		14351	F600F04680
19	1	2910-01-011-9421	05748	57065SA
19	2		79470	49X5
19	3		79470	48X5X4

## CROSS-REFERENCE INDEXES

## FIGURE AND ITEM NUMBER INDEX

FIG.	ITEM	STOCK NUMBER	FSCM	PART NUMBER
19	4		05748	57066
19	5	4730-01-011-6003	79470	C5129X5
19	6	5305-00-068-0502	96906	MS90725-6
19	7	5310-00-582-5965	96906	MS35338-44
19	8		96906	MS35690-402
19	9		05748	57089
19	10	4820-00-639-9224	79470	6749
19	11	4730-00-246-9215	05748	03381
19	12		05748	03260
19	13		05748	57067SA
19	14	2910-00-141-9758	96906	MS35645-1
19	15	2910-00-995-1915	96906	MS35644-5
19	16		09393	8680S7
19	17	5305-00-942-2196	96906	MS18154-60
19	18	5310-00-637-9541	96906	MS35338-46
19	19	5310-00-732-0558	96906	MS51967-8
19	20	4730-00-992-7272	96906	MS20913-3K
19	21		05748	30764SA
20	6		14351	X05602
20	17	5330-00-848-4599	50740	F140M00232
21	1		14351	X018196160
21	2	4730-00-900-3296	96906	MS39158-3
21	3		70040	5650470
21	4		70040	854215
21	5	2910-00-025-6407	70040	854237
21	6	2910-00-652-4446	70040	854347
21	7	5330-00-594-2293	70040	854389
21	8		70040	854390
21	9		70040	854071
21	10		70040	854012
21	11		14351	X12489
22	1		88044	AN503-8-10
22	2		14351	X18130
22	3		14351	X00230
22	4		14351	F226F00237
22	5	2990-00-992-4429	82181	4820-131
22	6		14351	X18180
22	7	5310-01-012-3383	14351	X00297
22	8		14351	X07523550
22	9		14351	F244F00250
22	10		14351	X03593
22	11	5310-01-012-2763	14351	X00203
22	12	5340-01-017-2500	14351	13XX05605
23	1		14351	X03182
23	2	5310-01-013-1079	14351	X01801E
23	3		14351	X14533
23	4		14351	F601E00301
23	5		14351	X03899
23	6		14351	X00201
23	7		14351	F601E00400
23	8		14351	PM330P00328

## CROSS-REFERENCE INDEXES

## FIGURE AND ITEM NUMBER INDEX

FIG.	ITEM	STOCK NUMBER	FSCM	PART NUMBER
23	9	2990-01-012-6536	14351	F600E00326
23	10		14351	H260F00201
23	11		14351	X05988
23	12		14351	X14234
23	13		14351	PR501P00318
23	14	2805-01-212-1396	14351	H260E00206
23	15		14351	F244F00503
23	16		14351	X18067
23	17	5310-00-894-9407	14351	X14323
23	18		14351	F600E03250
23	19	5330-00-422-2611	14351	PF218P00260
24	1		14351	13XX00101A
24	2		14351	X00134
24	3	4730-00-475-8999	14351	X00198
24	4		14351	X12000
24	5		14351	X08016300
24	6		14351	X12511
24	7		87373	0102-4-2
24	8		14351	X08014200
24	9		14351	X12629
24	10	4730-00-166-4259	14351	X12853
24	11		14351	X12366
24	12	4730-00-277-5553	14351	X12474
24	13		14351	X12339
24	14		14351	X08014180
24	15		14351	X12016
24	16		14351	F226L02400
24	17		14351	X01236A
24	18		14351	X08050120
24	19	4730-00-555-1764	96906	MS51504A8
24	20		14351	X08050240
24	21	4730-00-193-0871	14351	X05132
24	22		14351	X12004
24	23		14351	X02353
24	24		14351	X02831080
24	25		14351	X02445
24	26		14351	X12526
24	27		14351	X02445
24	28		14351	X12993
25	1		14351	P423P00204
25	2		14351	X14373
25	3		14351	PF244P04420
25	4		14351	PF244P04430
25	5	5310-00-596-4989	14351	X01802G
25	6	5310-01-012-2763	14351	X00203
25	7	5310-00-894-9407	14351	X14323
25	8		14351	PF170P00203
25	9		14351	M330000201
25	10	5310-00-768-0318	96906	MS51967-14
25	11		96906	MS20392-7C103
25	12		14351	F244K00416

## CROSS-REFERENCE INDEXES

## FIGURE AND ITEM NUMBER INDEX

FIG.	ITEM	STOCK NUMBER	FSCM	PART NUMBER
25	13		14351	P423P00303
25	14		14351	F209K00202
25	15		14351	PF600P00203
26	2	5305-00-995-3444	96906	MS35207-266
26	3	5310-00-934-9751	96906	MS35650-302
26	4	5310-00-045-3296	96906	MS35338-43
26	5	5310-00-809-8546	96906	MS27183-8
26	6		05748	30722
26	7		81348	RR-C271
26	8	5340-00-234-8421	96906	MS27969-2
26	9		80874	125-5-8
26	10	5305-00-068-0502	96906	MS90725-6
26	11		96906	MS35690-402
26	12	5310-00-582-5965	96906	MS35338-44
26	13	5310-00-809-4058	96906	MS27183-10
26	15		14351	PF162P03111
26	16		14351	P423P00204
26	17		14351	13XX14373
26	18		14351	PF600P00408
26	19		14351	F218K00311
26	20		14351	F218K00400
26	21		14351	F218K00401
26	22		14351	PF600P00519
26	23		14351	X03943
26	24		14351	X01800C
26	25		14351	X00201
26	26		14351	Y116M00312
26	27		14351	P423P00204
26	28		14351	13XX14323
26	29		14351	PF600P00431
26	30		14351	PF600P00420
26	31		14351	PF600P00429
26	32		14351	PF600P00430
26	33		14351	13XX03940
26	34		14351	X14373
26	35		14351	PF600P00528
26	36		14351	PF600P00420
27	1	5310-01-013-1079	14351	X01801E
27	2	5306-00-104-7758	14351	X00202B
27	3		14351	F226K277
27	7	6620-00-605-1177	14351	F601K00303
27	8	5330-00-249-6724	14351	C400K00215
28	1		14351	X05036
28	2		14351	X03319
28	3		14351	X14134
28	4		14351	X06633
28	5		14351	X03979
28	6	5330-00-384-8404	14351	F400K00340
28	7	2930-00-739-4383	14351	F162K39710
29	1		14351	X05798
29	2		14351	X01373

## CROSS-REFERENCE INDEXES

## FIGURE AND ITEM NUMBER INDEX

FIG.	ITEM	STOCK NUMBER	FSCM	PART NUMBER
29	3		14351	PF218P00412
29	4		14351	X03762
29	5		14351	X00201
29	6		14351	X01373
29	7		14351	PF218P00415
29	8		14351	X02975
29	9	2930-00-161-7756	14351	F162K00436
29	10		14351	X27001460
30	1		14351	F600M00446
30	2		14351	FW00305200
30	3		14351	FW00306200
30	4		14351	X03159
30	5	5306-00-104-7758	14351	X00202B
30	6		14351	X14186
30	7		14351	X03593
30	8	5310-01-012-2763	14351	X00203
30	9		14351	F401M00201
30	10		14351	X03519
30	11		14351	X14288
30	12		14351	X18388
30	13		14351	X14247
30	14		14351	R602M00212
30	15		14351	F401M00416
30	16	2920-00-164-3243	31211	MA24-900G
30	17		14351	13XX01802G
30	18	5310-00-061-1258	96906	MS45904-76
30	19		14351	F600M00385
31	5		31211	30C44557A14
31	12	5977-00-689-6392	31211	39C44355B04
32	1		14351	13XX03938
32	2		14351	13XX01800C
32	3		14351	13XX00201
32	4	6110-01-124-4552	31211	5-158
32	5		14351	X03236
32	6	5310-01-013-1079	14351	X01801E
32	7	5306-00-104-7758	14351	X00202B
32	8		14351	F600M00448
32	9		14351	X03078
32	10		14351	X01800C
32	11		14351	F600M00386
32	12		14351	X02912
32	13		14351	X14426
32	14		14351	F600M00387
33	1		14351	X03979
33	2	2920-00-999-1203	16764	1108271
34	1		14351	RW00397190
34	2	2920-01-012-9713	14351	RW00398230
34	3	2920-00-351-7636	14351	RW00399270
34	4	2920-01-012-9714	14351	RW00399290
34	5	2920-00-351-7634	14351	RW00397340
34	6	2920-01-212-1401	14351	RW00398380

## CROSS-REFERENCE INDEXES

## FIGURE AND ITEM NUMBER INDEX

FIG.	ITEM	STOCK NUMBER	FSCM	PART NUMBER
34	7	2920-00-810-7082	14351	SP205S00021XMD
34	8	5310-00-596-4989	14351	X01802G
34	9	5310-01-012-2763	14351	X00203
34	10		14351	Y69M00245
34	11		14351	F244M00229
34	12		14351	D600M00287
34	13		14351	X01575
34	14		14351	13XX03299
34	17	5310-00-061-1258	96906	MS45904-76
34	18		14351	13XX14327
34	19	5330-00-922-3387	14351	F244M00220
34	20		14351	F600M00225
34	21	5330-00-848-4599	50740	F140M00232
34	22	2920-00-997-4456	82796	FMZE6B16P
35	1		80212	S581
35	2		82796	C800A
35	3	5330-00-641-0674	82796	D682A
35	4		88044	AN500A8-9
35	5		82796	B2741X
35	6		82796	W2474X
35	7		82796	E2460B
35	8		82796	Z2765X
35	9		82796	A2766
35	10		82796	6S6D
35	11	5910-00-976-0894	82796	HX2433
35	12	5330-00-839-6106	82796	P2473
35	13		82796	10S12D
35	14		82796	10S22D
35	15		82796	Z2430A
35	16		82796	M2498
35	17		82796	6S6Z
35	18		82796	H2513
35	19	5305-00-285-5282	16764	453696
35	20	5310-00-221-3153	82796	B5969
35	21		82796	G2788
35	22		82796	C1498G
35	23		21587	10004028
35	24	5310-00-270-2172	82796	D2458
35	25	2920-00-142-0888	82796	A2437AX
35	26		82796	D1498
35	27		82796	B2665
35	28		82796	C5949C
35	29		82796	VX5939X
35	30		82796	CY4631
35	31		82796	E983B
35	32		82796	25SS10A
35	33		82796	P2477C
35	34		82796	U2570
35	35		82796	B5931B
35	36		82796	RU2563C
35	37		82796	N5957



## CROSS-REFERENCE INDEXES

## FIGURE AND ITEM NUMBER INDEX

FIG.	ITEM	STOCK NUMBER	FSCM	PART NUMBER
35	38		82796	E2565
35	39		82796	D1498J
35	40		82796	Q2566
35	41		82796	T5963
35	42		82796	S2563
35	43		82796	S2568
35	44		82796	A2492A
35	45		82796	G3861
35	46		82796	A2492C
35	47		82796	E2493
35	48		82796	D5949A
35	49		82796	D2533
35	50		82796	P5952
35	51	2920-00-511-9659	82796	3K1
35	52		82796	B1498D
35	53		82796	NS2480
35	54		82796	B1498B
35	55		82796	C5949
35	56	5305-00-984-4988	96906	MS35206-228
35	57		82796	A1232
35	58		82796	A6032A
35	59		82796	G2533
35	60		82796	A195
35	61		82796	UW2425
36	1		14351	FW00300060
36	8		14351	F244M00307
36	9		14351	F600M02160
36	10		14351	X04182
37	1		14351	FW00283180
37	2		14351	X07595
37	3		14351	FW00302060
37	4	5930-00-159-7364	14351	F244K00240
37	5		14351	X12190
37	6		14351	X12489
37	7		14351	X08016240
37	8		14351	X12047
37	9		14351	FW00302100
37	10	5930-01-212-1395	14351	F244L00208
38	1	5310-00-934-9747	96906	MS35649-262
38	2		14351	13XX00219A
38	3	5310-00-470-8687	14351	13XX01896
38	4		14351	13XX00260
38	5		14351	FW00297300
38	6		14351	FW00298120
38	7		14351	FW00299120
38	8	6625-01-013-0016	14351	F600M00270
38	9		14351	FW00304500
38	10		14351	EW00304180
38	11		14351	FW00304060
38	12		14351	F600M00272
38	13	6240-00-155-7947	14351	F244M00228

## CROSS-REFERENCE INDEXES

## FIGURE AND ITEM NUMBER INDEX

FIG.	ITEM	STOCK NUMBER	FSCM	PART NUMBER
38	14		14351	X01288
38	15		14351	X14281
38	16		14351	F24AM00338
38	17		14351	FW00302500
38	18		14351	FW00300300
38	19		14351	F00299160
38	20		14351	FW00302040
38	21	5930-00-636-3020	14351	R602M00255
38	22		14351	FW00303300
38	23		14351	FW00304060
38	24		14351	F22600M213
38	25		14351	FW00301120
38	26		14351	FW00243300
38	27		14351	F244L00304
38	28	6620-01-012-3288	14351	F244L00305
38	29		14351	FW00250140
38	30		14351	SD802M00317
38	31	6620-01-012-3287	14351	SD802M00315
39	1	5306-60-050-1237	96906	MS90727-31
39	2		96906	MS35338-45
39	3	6220-00-846-9745	96906	MS51302-1
39	4	5305-00-269-3209	96906	MS90725-58
39	5	5310-00-637-9541	96906	MS35338-46
39	6		05748	58133SA
39	7		00000	8338566
39	8		00000	8338567
39	9	6220-00-669-5623	96906	MS51329-1
39	10		05748	27059
39	11	5305-00-068-0502	96906	MS90725-6
39	12		96906	MS35690-402
39	13	5310-00-582-5965	96906	MS35338-44
39	14		05748	27189
39	15		05748	31524SA
39	16	5306-00-225-8498	96906	MS90725-33
39	17		96906	MS35690-502
39	18		93736	3-4TW
39	19		00000	8338565
39	20		96906	MS27148-2
39	21		00000	8338566
39	22	5310-00-833-8567	19207	8338567
39	23		00000	8338560
39	24		00000	8338561
39	25		00000	8338562
39	26		00000	8338564
39	27		05748	31257
39	28		05748	17815
39	29		05748	57896SA
39	30	5325-00-889-3260	70485	2035
40	1	6140-01-012-4601	05748	53572
40	2		05748	53573
40	3	6140-01-014-9043	05748	53574

## CROSS-REFERENCE INDEXES

## FIGURE AND ITEM NUMBER INDEX

FIG.	ITEM	STOCK NUMBER	FSCM	PART NUMBER
40	4	6140-00-057-2553	96906	MS35000-1
40	5	5305-00-225-3839	96906	MS90725-8
40	6		96906	MS35690-402
40	7	5310-00-582-5965	96906	MS35338-44
40	8		78189	4014-22-00
40	9		05748	57064SA
40	10		05748	57098
40	11	5310-00-081-4219	96906	MS27183-12
40	12	5305-00-068-0500	96906	MS90725-3
40	13		96906	MS35690-402
40	14	5310-00-582-5965	96906	MS35338-44
40	15	5310-00-809-4058	96906	MS27183-10
40	16		05748	30722
40	17		05748	27613
40	18		05748	31238SA
40	19		05748	57100SA
42	1		27767	13HRM1H
42	2		27767	X1064
42	3		27767	42385
42	4	3110-00-100-3541	60038	25580
42	5		27767	86934
42	6	3110-00-606-1841	60038	LM67048
42	7		27767	45896
42	8		27767	91905
43	1		05748	58117
43	2		05748	58118
44	28		05748	58130SA
44	29	5305-00-068-0502	96906	MS90725-6
44	30		96906	MS35690-402
44	31	5310-00-582-5965	96906	MS35338-44
44	32		78998	H112G
44	33		05748	58165
44	34		05748	58158SA
44	35	5305-00-068-0502	96906	MS90725-6
44	36		96906	MS35690-402
44	37	5310-00-582-5965	96906	MS35338-44
44	38		05748	27188
44	39		96906	MS90725-85
44	40	5310-00-880-8189	96906	MS51967-11
44	41	5310-00-209-0965	96906	MS35338-47
44	44		05748	57059SA
45	1	5315-00-013-7308	96906	MS24665-627
45	2		05748	27593
45	3		05748	27592
45	4		96906	MS51339-3
46	1	5305-00-225-3839	96906	MS90725-6
46	2		96906	MS35690-402
46	3	5310-00-582-5965	96906	MS35338-44
46	4		05748	57069SA
47	1	5305-00-068-0502	96906	MS90725-6
47	2		96906	MS35690-402

## CROSS-REFERENCE INDEXES

## FIGURE AND ITEM NUMBER INDEX

FIG.	ITEM	STOCK NUMBER	FSCM	PART NUMBER
47	3	5310-00-582-5965	96906	MS35338-44
47	4	9905-00-202-3639	96906	MS35387-2
47	5	9905-00-205-2795	96906	MS35387-1
49	1		14351	F218M00321
49	2		14351	U501M00324
49	3	6680-01-012-6061	14351	P671P03460
50	1		05748	57060SA
50	2	4720-01-012-5662	79470	509038J04J04-32
50	3	4730-00-138-8165	05748	03226
50	4	4730-00-277-6985	05748	03267
50	5	6685-00-130-3947	05748	26658
50	6	4730-00-246-9215	05748	03381
50	7	5305-00-995-3444	96906	MS35207-266
50	8	5310-00-934-9751	96906	MS35650-302
50	9	5310-00-045-3296	96906	MS35338-43
50	10		64467	CA14A0-100 1-4NP THOR12BACKB0TWHT
50	11		64467	CA14A30-0-100 1- 4NP THOR1ZBB0TWHT
50	12		96906	MS35690-402
50	13	5310-00-582-5965	96906	MS35338-44
50	14		05748	37593
50	15	4710-00-199-1614	05748	37595
50	16		05748	03201
50	17	4730-00-163-4679	05748	37594
50	18		05748	03270
50	19		64467	BV88 1-4
50	20	4730-00-175-6237	14959	592 1-4
50	21		05748	03260
50	22	4730-00-188-1855	05748	03262
51	8	5310-00-732-0558	96906	MS51967-8
52	1		81348	WWP471TYPE1
52	2	4730-00-145-6231	05748	03207
56	1	5305-00-225-3839	96906	MS90725-8
56	2		96906	MS35690-402
56	3		96906	MS35338-44
56	4	5310-00-809-4058	96906	MS27183-10
56	5		05748	30721
56	6		05748	30722
56	7		05748	30719
56	8		05748	30720SA
56	9		96906	MS90725-191
56	10		96906	MS35690-1202
56	13	4730-00-947-8904	05748	01137
56	14	5330-00-228-2975	05748	01138

**By Order of the Secretary of the Army:**

**CARL E. VUONO**  
*General United States Army*  
*Chief of Staff*

**Official:**

THOMAS F. SIKORA  
*Brigadier General, United States Army*  
*The Adjutant General*

**DISTRIBUTION:**

To be distributed in accordance with DA Form 12-25A, Unit Maintenance Requirements for Pump, Centrifugal, Self-priming, Gas Driven, Wheel Mounted, 1500 GPM, 40 FT Head, 6 IN (US90CCG-1).

\*U.S. GOVERNMENT PRINTING OFFICE: 1990-754-029/20185



## The Metric System and Equivalents

### Linear Measure

1 centimeter = 10 millimeters = .39 inch  
 1 decimeter = 10 centimeters = 3.94 inches  
 1 meter = 10 decimeters = 39.37 inches  
 1 dekameter = 10 meters = 32.8 feet  
 1 hectometer = 10 dekameters = 328.08 feet  
 1 kilometer = 10 hectometers = 3,280.8 feet

### Weights

1 centigram = 10 milligrams = .15 grain  
 1 decigram = 10 centigrams = 1.54 grains  
 1 gram = 10 decigrams = .035 ounce  
 1 decagram = 10 grams = .35 ounce  
 1 hectogram = 10 decagrams = 3.52 ounces  
 1 kilogram = 10 hectograms = 2.2 pounds  
 1 quintal = 100 kilograms = 220.46 pounds  
 1 metric ton = 10 quintals = 1.1 short tons

### Liquid Measure

1 centiliter = 10 milliliters = .34 fl. ounce  
 1 deciliter = 10 centiliters = 3.38 fl. ounces  
 1 liter = 10 deciliters = 33.81 fl. ounces  
 1 dekaliter = 10 liters = 2.64 gallons  
 1 hectoliter = 10 dekaliters = 26.42 gallons  
 1 kiloliter = 10 hectoliters = 264.18 gallons

### Square Measure

1 sq. centimeter = 100 sq. millimeters = .155 sq. inch  
 1 sq. decimeter = 100 sq. centimeters = 15.5 sq. inches  
 1 sq. meter (centare) = 100 sq. decimeters = 10.76 sq. feet  
 1 sq. dekameter (are) = 100 sq. meters = 1,076.4 sq. feet  
 1 sq. hectometer (hectare) = 100 sq. dekameters = 2.47 acres  
 1 sq. kilometer = 100 sq. hectometers = .386 sq. mile

### Cubic Measure

1 cu. centimeter = 1000 cu. millimeters = .06 cu. inch  
 1 cu. decimeter = 1000 cu. centimeters = 61.02 cu. inches  
 1 cu. meter = 1000 cu. decimeters = 35.31 cu. feet

## Approximate Conversion Factors

To change	To	Multiply by	To change	To	Multiply by
inches	centimeters	2.540	ounce-inches	Newton-meters	.007062
feet	meters	.305	centimeters	inches	.394
yards	meters	.914	meters	feet	3.280
miles	kilometers	1.609	meters	yards	1.094
square inches	square centimeters	6.451	kilometers	miles	.621
square feet	square meters	.093	square centimeters	square inches	.155
square yards	square meters	.836	square meters	square feet	10.764
square miles	square kilometers	2.590	square meters	square yards	1.196
acres	square hectometers	.405	square kilometers	square miles	.386
cubic feet	cubic meters	.028	square hectometers	acres	2.471
cubic yards	cubic meters	.765	cubic meters	cubic feet	35.315
fluid ounces	milliliters	29.573	cubic meters	cubic yards	1.308
pints	liters	.473	milliliters	fluid ounces	.034
quarts	liters	.946	liters	pints	2.113
gallons	liters	3.785	liters	quarts	1.057
ounces	grams	28.349	liters	gallons	.264
pounds	kilograms	.454	grams	ounces	.035
short tons	metric tons	.907	kilograms	pounds	2.205
pound-feet	Newton-meters	1.356	metric tons	short tons	1.102
pound-inches	Newton-meters	.11296			

## Temperature (Exact)

°F	Fahrenheit	5/9 (after	Celsius	°C
	temperature	subtracting 32)	temperature	

